EUROPEAN
COMMISSION

Brussels, 16.5.2014
SWD(2014) 157 final

COMMISSION STAFF WORKING DOCUMENT

Technical annexes

Accompanying the document

Annual Report on the implementation of Council Regulation (EC) 866/2004 of 29 April 2004 and the situation resulting from its application

{COM(2014) 280 final}

ANNEX I:

Overview table summarising the monthly reports of the Turkish Cypriot Chamber of Commerce according to Article 8 of Commission Regulation (EC) No 1480/2004 in EUR

Traded Products	January	February	March	April	May	June	July	August	September	October	November	December	Total
Aluminium/ PVC Products	6,300	4,032	1,308	5,096	8,585	1,600	0	0	3,740	60,116	38,961	4,568	**134,306**
Live Animals/Animal products (fresh fish)	58,331	71,096	79,502	62,342	40,058	50,865	77,102	49,586	64,419	72,370	68,472	37,866	**732,009**
Building/ Articles of Stone	11,337	10,285	18,645	14,229	12,037	24,724	12,487	6,398	16,955	16,388	10,952	3,948	**158,383**
Ceramic products/refractory goods	13,233	11,066	7,651	14,651	15,569	11,190	0	0	7,972	2,550	6,558	6,512	**96,952**
Chemical Products	0	620	0	0	0	0	0	0	0	0	0	0	**620**
Earth and stone	104	0	0	0	0	0	588	0	1,720	0	0	0	**2,412**
Electronic Equipment	0	3,971	0	10,280	0	7,556	1,320	3,235	1,825	1,350	3,968	3,768	**37,273**
Glass and glassware	0	0	0	0	0	0	0	600	0	400	0	0	**1,000**
Handicraft products	1,666	804	1,269	1,356	1,219	540	3,300	0	2,725	17,879	14,679	870	**46,305**
Iron/Steel	265	751	3,870	0	1,000	10,575	5,065	12,960	6,552	500	0	70	**41,608**
Miscallenous/Manufactured articles	7,416	16,726	7,461	3,846	5,423	7,030	12,319	8,425	8,332	4,735	8,382	4,971	**95,066**

Paintings	0	0	0	0	0	0	0	0	0	0	0	0	**0**
Paper Products	4,550	2,829	9,290	3,387	5,287	6,286	4,905	3,892	4,698	2,350	4,848	3,380	**55,700**
Pastrycooks' products	0	0	0	0	0	0	0	0	0	0	0	0	**0**
Plastic Products	93,632	93,721	87,216	106,750	97,315	114,825	141,802	79,325	196,784	127,642	120,738	86,446	**1,346,196**
Pre-fabricated buildings	0	0	0	0	0	0	0	0	0	0	0	0	**0**
Prepared Foodstuffs	0	0	0	0	0	0	0	0	0	0	0	0	**0**
Printed Books, newspapers etc.	0	0	0	0	0	0	0	0	0	0	0	0	**0**
Raw metal	24,722	48,891	21,767	48,039	16,914	28,644	4,460	96,593	20,133	42,384	26,370	10,416	**389,331**
Saddlery and Harness	0	0	0	0	0	0	0	0	0	0	0	0	**0**
Textile articles	0	0	0	0	0	0	0	0	0	0	0	120,500	**120,500**
Vegetable residues and by-products	0	3,036	0	2,200	2,200	9,672	0	2,516	0	302	0	0	**19,926**
Vegetables	12,850	11,265	5,428	14,150	18,880	37,065	125,810	0	61,580	18,600	5,757	66,303	**377,688**
Water Storage/heating	0	0	0	0	0	0	0	0	0	0	0	0	**0**
Wood	0	0	0	0	0	0	0	0	0	0	0	0	**0**
Wooden products/ furniture	26,526	16,515	38,939	14,295	11,763	9,424	4,809	1,967	19,675	11,131	18,049	8,477	**181,570**
Total	**260,931**	**295,608**	**282,347**	**300,619**	**236,250**	**319,995**	**393,965**	**265,496**	**417,108**	**378,697**	**327,735**	**358,094**	**3,836,847**

ANNEX II:

Value of goods crossing the Green Line reported by the authorities of the Republic of Cyprus for 2013

	Total
January	259,622.25
February	356,587.72
March	269,720.29
April	262,974.84
May	268,723.60
June	290,299.44
July	348,049.33
August	226,203.21
September	327,720.65
October	295,646.29
November	286,475.54
December	219,570.07
TOTAL	**3,411,593.23**

Source: table based on data received from the Cyprus Chamber of Commerce and Industry,

ANNEX III:

Value of goods which crossed the Green Line and value of goods for which accompanying documents were issued by the Turkish Cypriot Chamber of Commerce

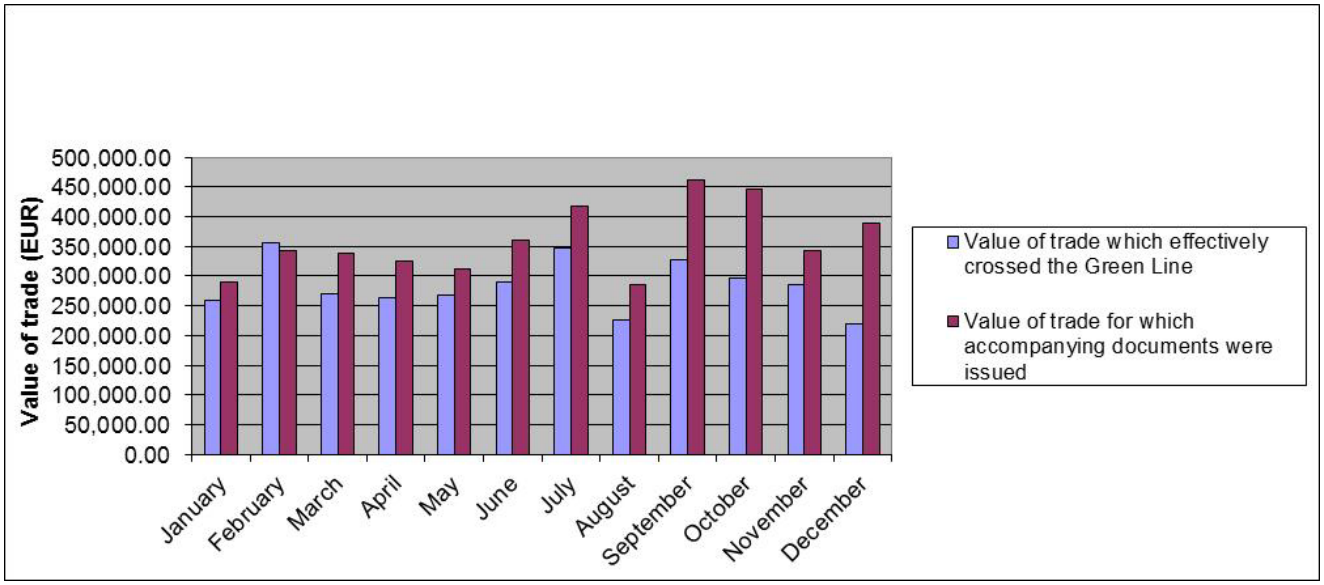

Source

- For the value of goods for which accompanying documents were issued: Turkish Cypriot Chamber of Commerce

- For the value of goods which crossed the Green Line: Cyprus Chamber of Commerce and Industry

ANNEX IV:

Most traded products

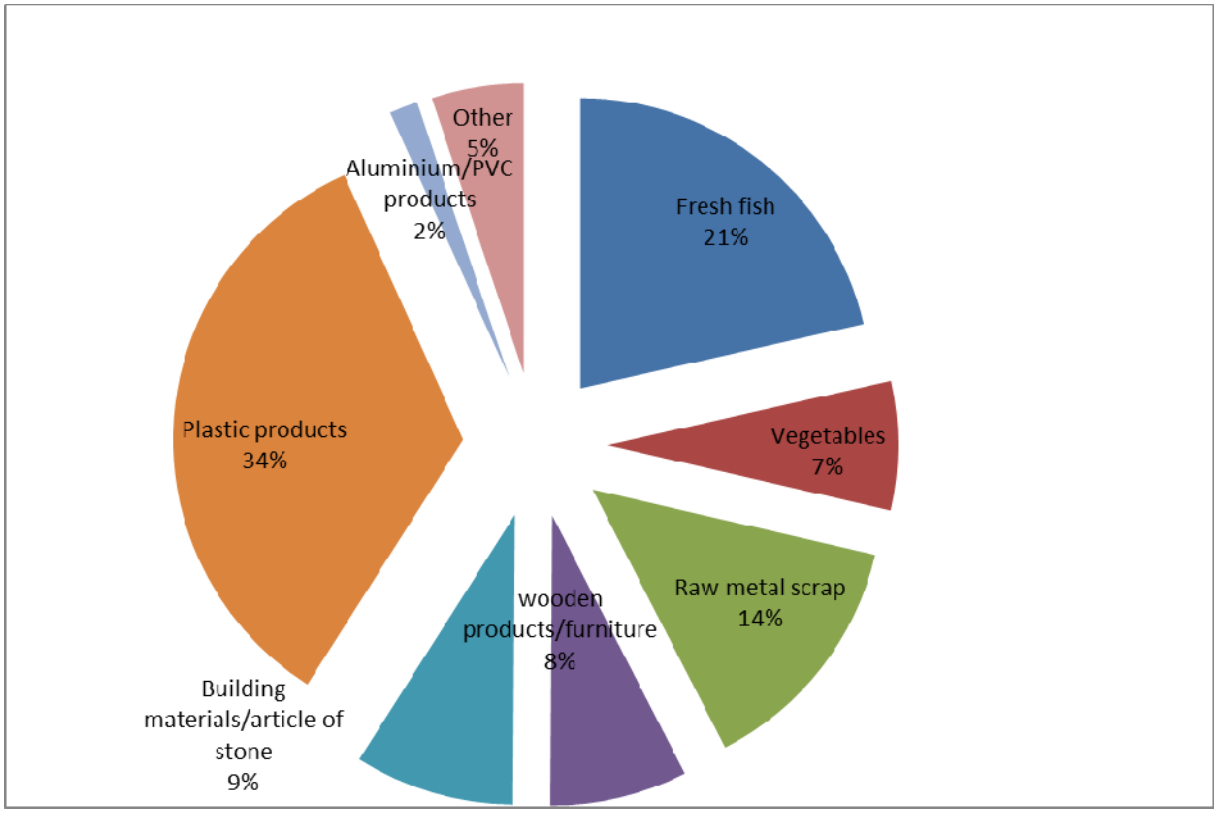

Fresh fish	731,658	21%
Vegetables	244,766	7%
Raw metal scrap	471,524	14%
Wooden products/furniture	261,435	8%
Building materials/article of stone	304,058	9%
Plastic products	1,168,852	34%
Aluminium/PVC products	54,120	2%
Other	175,181	5%
TOTAL	**3,411,593**	**100%**

Source: table based on data received from the Cyprus Permanent Representation to the EU

ANNEX V:

Development of most traded goods in 2013 (highest value)

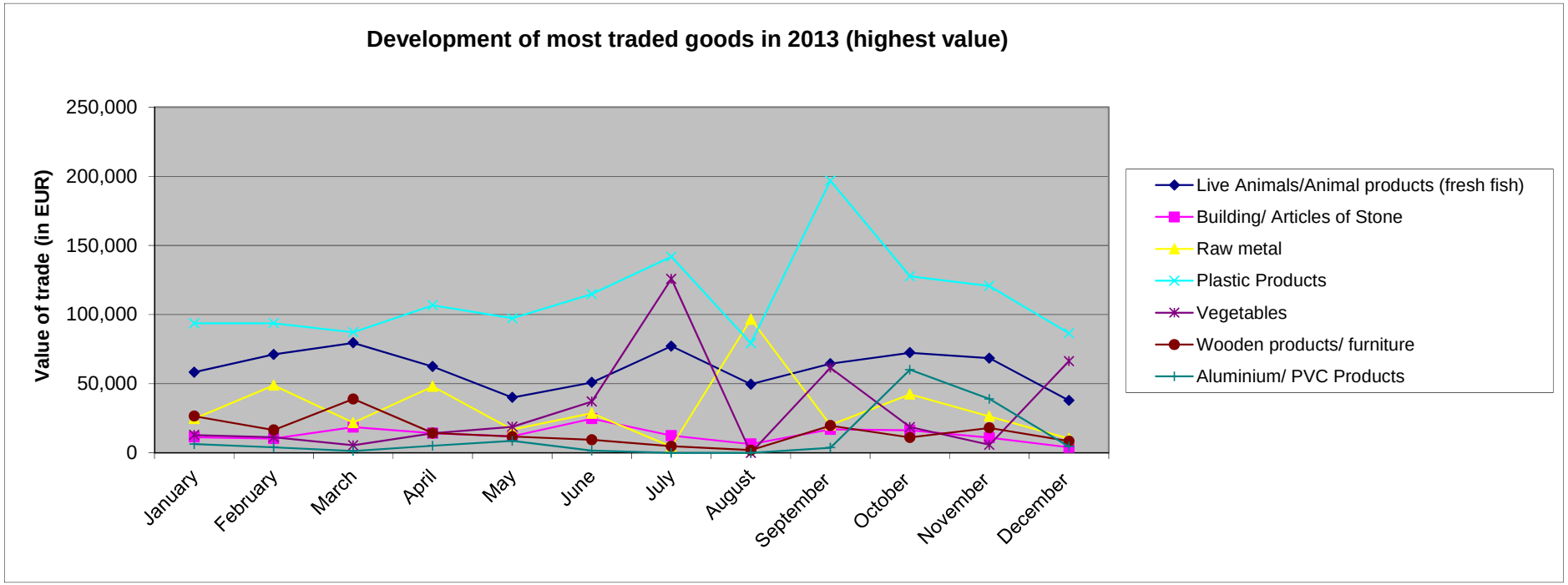

Source: Graph based on data received from the Turkish Cypriot Chamber of Commerce

ANNEX VI

Movement of G/C and T/C persons and vehicles across the crossing points as per Council Regulation (EC) No 866/04 (01/01/2013 – 31/12/2013)						
MONTH	**MOVEMENTS OF PERSONS**			**MOVEMENTS OF VEHICLES**		
	GREEK - CYPRIOTS	TURKISH-CYPRIOTS	**TOTAL**	VEHICLES GCs	VEHICLES TCs	**TOTAL**
01 / 2012	35805	70467	**106272**	11680	23608	**35288**
02 / 2012	28107	57614	**85721**	9078	19356	**28434**
03 / 2012	30456	56195	**86654**	11278	20044	**31322**
04 / 2012	33838	64221	**98059**	11168	24911	**36079**
05 / 2012	46542	70873	**117415**	16353	27675	**44028**
06 / 2012	49396	74170	**123566**	17963	27438	**45401**
07 / 2012	56052	85661	**141713**	21748	33393	**55141**
08 / 2012	54625	84918	**139543**	19693	30606	**50299**
09 / 2012	46299	76064	**122363**	15667	28837	**44504**
10 / 2012	49716	87845	**137561**	17342	30976	**48318**
11 / 2012	49077	74780	**123857**	17719	28245	**45964**
12 / 2012	40497	74951	**115448**	13496	28566	**42062**
TOTAL	520410	877759	**1398172**	183185	323655	**506840**

Source: Police Headquarters, Operations Branch, 15/01/2014

ANNEX VII

Nationality	Number of irregular migrants apprehended after crossing the Green Line (01/01/2013 – 31/12/2013)
Syria	440
Pakistan	81
Iran	62
Georgia	63
Somalia	56
Moldova	30
Ukraine	31
Unknown	26
Bangladesh	22
Turkey	18
Jordan	16
China	15
Iraq	15
Palestinian Territories	14
Egypt	13
Sri Lanka	13
Armenia	11

Comoros	13
India	10
Morocco	9
Russia	10
Cameroon	8
Uncertain	8
Afghanistan	7
Democratic Republic of the Congo	7
Uzbekistan	7
Lebanon	6
Vietnam	6
Côte d’Ivoire	4
Eritrea	4
Nigeria	4
Mali	3
Angola	2
Belarus	2
Ethiopia	2
Gambia	2
Guinea	2
Albania	1

Azerbaijan	1
Ghana	1
Kazakhstan	1
Kyrgyzstan	1
Mongolia	1
Myanmar/Burma	1
Philippines	1
Senegal	1
Sierra Leone	1
Togo	1
Tunisia	1
Total	**1054**[1]

Source: CYPOL

[1] After their apprehension by Cypriot authorities, 491 out of the above 1054 persons applied for international protection, while 345 left the government controlled area on a voluntary basis.