

ANNEX T2

TECHNICAL AND FUNCTIONAL SPECIFICATIONS OF THE NEW EUR-LEX

**Indicative document for information purposes –
subject to modification after the competitive
dialogue**

Important Note :

Some parts of the functional and technical specifications for the new EUR-Lex were drawn up before the Publications Office had finalised its new layered architecture.

Where there is potential conflict between the text used in these specifications and the layered model, **it is the contractor's responsibility** to propose a solution which fully respects the independence and interoperability of the presentation, search and content layers and allows other systems which will form part of the web portal to share user profiles, metadata and content with new EUR-Lex.

Author	PUBLICATIONS OFFICE
Version	1.0
Date	10/07/2009
Status	Reviewed.

Table of content

1	THE TRANSFORMATION PROGRAM OF THE PUBLICATIONS OFFICE.....	4
2	PURPOSE OF THE DOCUMENT.....	6
3	INTRODUCTION.....	7
4	FRONT OFFICE.....	9
4.1	NAVIGATE.....	9
4.1.1	Graphics and ergonomics standards.....	9
4.1.2	Common features.....	10
4.1.3	Home page.....	11
4.2	SEARCH.....	14
4.2.1	Search features.....	14
4.2.2	Simple search interface.....	15
4.2.3	Advanced search interface.....	17
4.2.4	Expert search interface.....	20
4.2.5	Perform search.....	22
4.2.6	Search results.....	25
4.2.7	Search on national bases.....	28
4.3	CONSULT (VIEWS).....	29
4.3.1	Official Journal.....	30
4.3.2	Collections.....	34
4.3.2.1	Treaties.....	34
4.3.2.2	Legislation.....	35
4.3.2.3	Preparatory acts.....	36
4.3.2.4	Case law.....	37
4.3.2.5	Parliamentary questions.....	38
4.3.3	Thematic files.....	39
4.3.4	Content consultation.....	39
4.3.4.1	Legal content.....	40
4.3.4.2	Editorial content.....	45
4.4	COMMUNICATION.....	45
4.4.1	RSS feed.....	45
4.4.2	Social Network.....	46
4.4.3	User's feedback.....	50
4.5	USER ACCOUNT.....	50
4.5.1	Sign-in form.....	51
4.5.2	Preferences.....	52
4.5.3	Personalized RSS feed.....	52
4.5.4	Cart.....	53
4.5.5	Web services.....	54
5	BACK OFFICE.....	55
5.1	WEB CONTENT MANAGEMENT SYSTEM.....	55
5.2	MANAGEMENT OF CONTENT MODELS.....	56
5.2.1	EUR-Lex sitemap.....	56
5.2.2	Content types.....	56
5.2.3	Content Models.....	61
5.3	CONTENT.....	64
5.3.1	Content types.....	64
5.3.2	Deep linking.....	67
5.3.3	Explanatory texts on legislative acts or preparatory documents.....	69
5.3.4	Management of multilingualism.....	69
5.3.5	Exceptions management.....	70
5.3.6	Management of editorial content.....	71
5.3.6.1	Management of the contents.....	72

5.3.6.2	Management of the workflows	77
5.3.6.3	Management of multilingualism.....	79
5.4	ADMINISTRATION	79
5.4.1	<i>Users management</i>	79
5.4.1.1	Management of Front-Office users.....	79
5.4.1.2	Management of Back Office users	82
5.4.2	<i>Management of the predefined RSS feeds</i>	84
5.4.3	<i>Front-end configuration</i>	86
5.4.4	<i>Management of webservices</i>	86
5.4.5	<i>Dashboards and statistics</i>	88
5.4.5.1	Statistics	88
5.4.5.2	Dashboards	91
5.4.5.3	Tracking document feeding	92
6	CONTENT AND METADATA MANAGEMENT.....	93
6.1	MANAGEMENT OF EARLY PUBLISHING	93
7	INDEX AND SEARCH MANAGEMENT	94
7.1	INDEXATION	94
8	DESIGN CONSTRAINTS	95
8.1	WAI COMPLIANCE	95
8.2	ACCESSIBILITY THROUGH DIFFERENT DEVICES	95
8.3	HARDWARE LIMITATIONS	96
9	PERFORMANCE REQUIREMENTS.....	97
9.1	FRONT OFFICE PERFORMANCES.....	98
9.2	BACK OFFICE PERFORMANCES	98
10	ATTRIBUTES	99
10.1	MAINTAINABILITY	99
10.2	AVAILABILITY	101
10.3	SECURITY	101
10.4	TRANSFERABILITY/CONVERSION.....	103
10.5	OWNERSHIP	103
11	IT REQUIREMENTS.....	104
11.1	DATA BASE REQUIREMENTS.....	104
11.2	OPERATIONS	105
11.3	WEB ORIENTED STANDARDS	105
12	ANNEXES.....	106
12.1	CONTENT VOLUMES	106
12.2	GLOSSARY	108

1 The transformation program of the PUBLICATIONS OFFICE

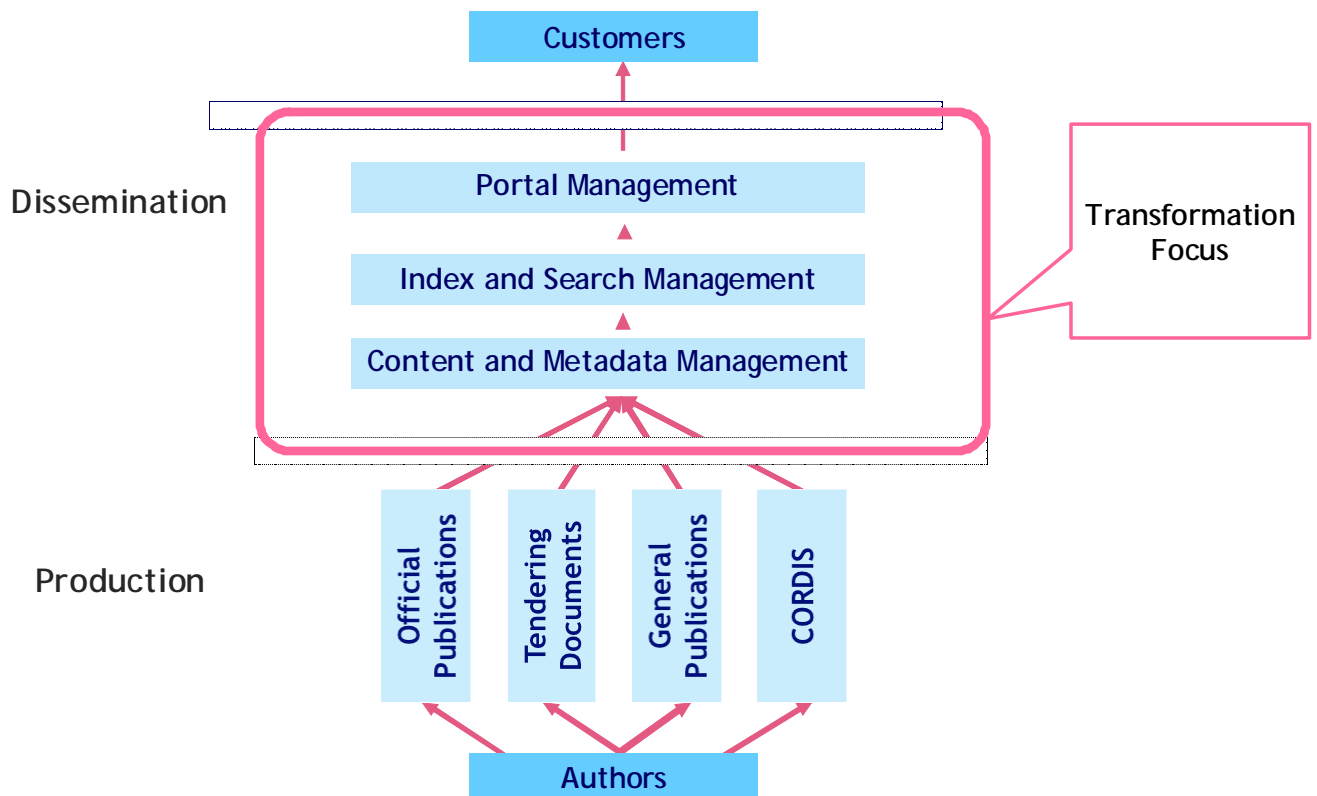
PUBLICATIONS OFFICE, the Publications Office of the European Union aims to continuously improve its highest-quality services to its customers — the originating departments of the institutions and other bodies of the European Union and to its public — the citizens of the European Union and people throughout the world who are interested in European affairs.

In order to retain and strengthen its publishing position, a Transformation Program has been initiated.

The objectives of the Transformation Program include:

- Improving the public value of the publications office including:
- Easier use of the access portal(s)
- Easier to find and obtain publications
- Support for knowledge management and collaboration
- Thorough re-using valuable business processes, systems and technology
- By aligning change and innovation initiatives, through merging initiatives of the individual pillars into three consolidated initiatives on portal, search and content.

It is never wise to transform an entire organization at once. Therefore, it became obvious to focus on those activities that create the greatest synergies, efficiencies of scale and public value. The optimal focus was found by merging the access, dissemination, cataloguing and archiving processes of the pillars. For the time being, the publication production processes, the pillars itself, are left as is, to preserve the continuity and quality of all publications.



General overview of the Transformation Program

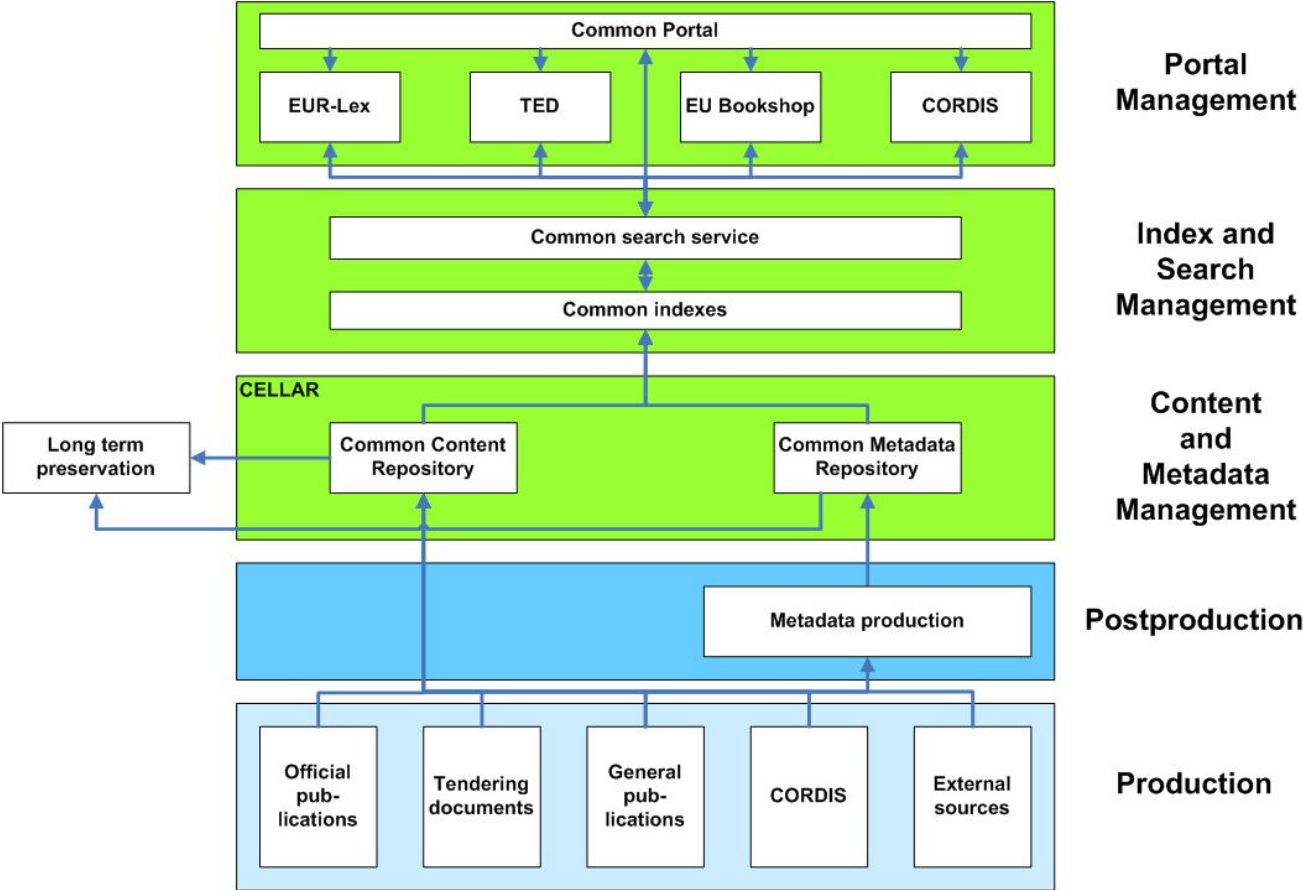
This figure can be regarded as the overall transformation architecture, for business and systems. Electronic versions of publications, resulting from production pillars, are made available (accessible or copied) to be used by the newly created access modules created from the merger of access initiatives of the individual pillars. This transformation architecture enables the harmonization of archiving, cataloguing, and electronic dissemination processes of the Office.

Horizontal layering (in short: 'Portal', 'Search' and 'Content') enables independent change per layer. This means e.g. that content formats and storage can be changed without affecting the search and portal layers other than enhanced functionality and services. Also, this architecture allows for multiple portals and multiple search engines and multiple content storage facilities to co-exist, thus enabling controlled, incremental and risk-averse migration.

The key mission of the Office is to provide access to law and publications. The horizontal layering enables the Office to respond easily and swiftly to changes in the demands of the environment and to provide continuous improvement of access to law and publications.

The Transformation Program is a collection of aligned projects that together deliver the desired results to reach the objectives. Alignment is ensured through governance organization and procedures. Major decisions are taken by the steering group headed by the director general and supported by an enterprise architecture board.

This Transformation Program aims to leverage and consolidate existing and projected initiatives to further enhance and innovate the access capabilities (Portal, Search and Content) of the publications office.



Transformation focus : from individual pillars to common access layers

As the new EUR-Lex project is an important application of the strategy of the PUBLICATIONS OFFICE, the following technical and functional specifications are to be fully in line with the directions of the Transformation Program.

2 Purpose of the document

EUR-Lex' mission is to become the public service of reference for the European Union's legal documents, the central access point for EU law and all other related documents.

EUR-Lex repository contains currently about 3.650.000 documents in 23 languages and receives up to 100 000 users search queries per day.

This document is the analysis of the requirements for the new conception of EUR-Lex.

The main reasons for a re-design and development of new EUR-Lex are:

- The transformation and development plan of the Information Architecture at the PUBLICATIONS OFFICE,
 - The need for a better integrated and consolidated information base, in order to provide a complete and coherent portal for access to EU law and related documents (preparatory acts, case law, transposition into national law...);
 - Improvement of usability and enhancement of functionality (This analysis is based on results of "Analysis of the existing system"¹ and of "EUR-Lex web usability assessment"²) :
 - Though, in general, the users strongly appreciate the content of the EUR-Lex website, most novices, and even some experienced users, do not intuitively find what they need: not enough help is offered on the site, the search is not quite satisfactory, either for functionalities or for results. The website "as such" is not perceived as a very usable one, according to the current standards.
 - Though main functionalities on legislative content are available in EUR-Lex, some have been developed in other applications:
 - The historical view (from a proposal to legally binding act published in the OJ) is available in PreLex,
 - N-Lex enables users to search through national legislative bases,
 - Users should connect to LexAlert to manage notifications on EUR-Lex content and get Web Service feature (currently not available to the general public.)
 - These features should be better highlighted and much easily used when integrated in EUR-Lex new conception.
 - Improvement of site management and contribution support:
 - Due to technologies used with EUR-Lex, the contribution and modification process involves many actors (editorial section, infrastructure section, external contractor, etc.) and therefore is very slow and heavy. Contributors should benefit of new functionalities to make edition and publishing of pages and contents easier and faster
 - The current back-office infrastructure for administration, maintenance, statistics, monitoring, diagnostic and basic data extraction tasks is quite light. The EUR-Lex team depends too much on other units (Communication Direction, external contractors, DG DIGIT, etc.).
 - Improvements of reliability, robustness, performance and scalability of the system.

All these statements justify a new conception of EUR-Lex taking into account the requirements described in this document.

¹ Cf. Description of the existing system.

² Cf. EUR-Lex web usability assessment_Final_v2.0_en.pdf

3 Introduction

New EUR-Lex will offer:

- A better structured and richer Front Office, giving an easy access to all law resources, and providing advanced services to consult, search, interact and work with EUR-Lex content;
- The ability to access to:
 - Legal information, either processed by PUBLICATIONS OFFICE or managed by external sources
 - Editorial content produced by PUBLICATIONS OFFICE contributors
- A more robust and streamlined Back Office, allowing administrators to:
 - Organize site views, directories and content
 - Produce or access to editorial content
 - Manage back office processes in a better controlled way.

In the continuation of the document, the requirements have been organized following this operating view split into:

- Front-office features for end-users
- Back-office features for management activities

	EUR-Lex Front Office				EUR-Lex Back Office		
	Display	Search	Extra features	Personalisation / User account	Site Management	Administration	Identity Access Management
Portal	<ul style="list-style-type: none"> • Navigate • Consult • Visualise 	<ul style="list-style-type: none"> • Simple • Advanced • Expert • Results 	<ul style="list-style-type: none"> • Social Networks • Help guides • FAQ • Guided tour • Feedback/e Polls 	<ul style="list-style-type: none"> • Preferences • Syndication • Cart • Export (Web Services) 	<ul style="list-style-type: none"> • Manage content • Manage content publication • Access to external sources of data (Business Data Catalog) 	<ul style="list-style-type: none"> • Manage Statistics • Operate (supervision, checking, logging) 	<ul style="list-style-type: none"> • Access Rights • Manage Profiles
Index & Search	Index & Search Layer (Autonomy IDOL or similar)						
Content	EUR-Lex Specific Repository (specific editorial content, pages, css, xml, templates, etc.)			CELLAR (OP Official Documents of all kind: legal, publications, notices, etc. – type: documents, xml, video, images, metadata, etc.)			

The first part of this document lists and details the specifications for the Front Office of EUR-Lex (End user interface).

To illustrate those specifications, mock-up screenshots have been inserted. **Pay attention that this mock-up just illustrates concepts, by no means graphics or ergonomics standards.**

The Front Office requirements are defined based on the following general features:

- **Navigation** in the website by giving general guidelines on graphics and ergonomics standards, website structure and expected features.
- **Consultation** of legislative and editorial content through different views like the Official Journal or Legislation in force collection.
- **Search** of legislative and editorial content with features addressing users of various experiences.
- **Communication** features with the proposal of predefined RSS feed and the animation of a social network.
- **User's feedback** will allow users sending suggestions and responding to surveys.
- **Integration** of the N-Lex website which allow users to search into the national legislative bases.

- **Ergonomics** facilities like cart for users to select contents and perform advanced actions on them.
- **Personalization** via the user account which allows registered users to set some display preferences, manage a cart to select contents and perform advanced actions on them and create their own RSS feed.

Please note that all lists (form fields, sort criteria, table columns, etc.) specified in this document may be amended by PUBLICATIONS OFFICE during the detailed specifications phase.

The second part of the document presents EUR-Lex Back-Office and administrators' user interfaces.

The elements of Back-Office specification address:

- **The Management of content models** that push multilingual content from the production sites towards EUR-Lex publication
- **The Management of content provided by external applications**, in order to have data and documents managed through the PUBLICATIONS OFFICE production chain published in EUR-Lex, in a **multilingual context**.
- **The Management of editorial content** which allow users to create and maintain editorial content and publish it to EUR-Lex website.
- **Users Management** interface in order to manage, on one side Front Office users, on the other side all the Back-Office users and set roles for each one (For example, Administrator, Contributor, Author, etc.)
- **RSS feeds Management** which allows the administrator to set a certain number of RSS feeds that will be displayed in the Website
- **Webservices Management** which allow the administrator to create Webservices that will be used by users in their websites
- **Front-End configuration** of EUR-Lex that set some attributes of the Front-Office Website (For example, the number of results when a user performs a query)
- **Statistics and dashboards** to monitor the system (data loading, users' habits, number of visits, etc.) by creating personalized dashboards or using the predefined ones.

This part of the document also contains other important requirements like:

- **The Design constraints** about the WAI compliance, the accessibility through mobile devices and hardware limitations.
- **Performance requirements** concerning the Back-Office and mainly the Front-Office (time query response for example)
- **IT requirements** presenting the compliance requirements concerning software included in the solution (OS, database, etc.).
- General requirements about the **availability**, the **security** or the **maintability** of the system: documentation of the software, administration procedures, traceability, maintenance operations, etc.

This document is centered on the EUR-Lex site. It must be noticed that the EUR-Lex tools will have to be integrated in PUBLICATIONS OFFICE Information systems architecture, and optimization of the overall architecture may be considered. This may concern (not exhaustive):

- The search engine
- The data repository for documents
- The metadata repository
- Users' profile

No particular point in the following document refers specifically to the above; however the global design of the architecture should be considered in order to design the system.

4 Front office

4.1 Navigate

4.1.1 Graphics and ergonomics standards

EUR-Lex new conception will be an opportunity to redesign the “look and feel” in accordance with:

- the WAI guidelines (cf. DC-WAI-01. WAI compliance)
- the report “EUR-Lex web usability assessment” published on may 2007
- the rules set out in the Information Providers Guide (IPG) intended for information publishers on EUROPA site (http://ec.europa.eu/ipg/index_en.htm, with future modifications.)
- the new corporate image to be applied to all websites managed by the Publications Office

Feature	FO-NAV-01. Consistency in layout
Access	Public
Scope	EUR-Lex user interface
Input /pre-requisites	
Behaviour	Proposed graphics and ergonomics standards respect consistency in layout : <ul style="list-style-type: none">• The page layout remains the same on all pages, except maybe on the home page• The header is available on all pages• The main menu is available on all pages• Secondary menus have the same purpose on all pages on which they are displayed• The breadcrumb is available and accurate on all pages• There is no pop-up except for handling errors (all exceptions must be fully justified)
Exception mgt	
Button or links	
Mock-up reference	
Priority level	Mandatory

Feature	FO-NAV-02. Consistency in visual identity
Access	Public
Scope	EUR-Lex user interface
Input /pre-requisites	
Behaviour	Proposed graphics and ergonomics standards respect consistency in visual identity (fonts, colors, graphical elements, etc.).
Exception mgt	
Button or links	
Mock-up reference	
Priority level	Mandatory

Feature	FO-NAV-03. Consistency in action elements
Access	Public
Scope	EUR-Lex user interface
Input /pre-requisites	
Behaviour	<p>Proposed graphics and ergonomics standards respect consistency in action elements:</p> <ul style="list-style-type: none"> • An action is always enabled by the same action element (button, hyperlink, image, etc.) • Action elements always follow the same graphics and ergonomics standards (location, font, colors, etc.) • Hyperlinks are clearly identified depending on their state (normal, active, visited and hover).
Exception mgt	
Button or links	
Mock-up reference	
Priority level	Mandatory

4.1.2 Common features

This chapter describes the features that should be available on all the website pages.

Feature	FO-NAV-04. Common features
Access	Public
Scope	EUR-Lex user interface
Input /pre-requisites	
Behaviour	<p>The following features are available for all the website pages (non exhaustive):</p> <ul style="list-style-type: none"> • EUR-Lex logo. By clicking on the image, the user will be redirected to the website homepage • List of available website languages. By choosing a new language, the user should be redirected to the selected linguistic version of his current page. The user's navigation background should not be lost: for example, any search previously done will not be lost, so he can keep on refining. • Simple search query text box. The user can perform a simple search query from all the website pages. The user is redirected to the simple search results interface (cf. FO-SEA-08. Perform search and FO-SEA-15. Display result list) • Link to advanced search and expert search interface. (cf. FO-SEA-03. Display advanced search and FO-SEA-04. Display expert search) • Link to help features. Several help features should be implemented: FAQ, guides, guided tour, guidelines, contextual help, understandable error messages, etc. • Email this page. This feature enables users to send by mail the permanent link to a page where access is not restricted by a user account (cf. FO-NAV-05. Email this page). • Tabs allowing for navigation between the main contents of the site (Official Journal, Collections, etc)
Exception mgt	
Button or links	
Mock-up reference	
Priority level	Mandatory

Feature	FO-NAV-05. Email this page
Access	Public
Scope	EUR-Lex public pages (pages where access is not restricted by a user account)
Input /pre-requisites	The form fields are (non exhaustive): <ul style="list-style-type: none"> • Receivers (mandatory – Text input) • Object (optional – Text input). Default object can be set in the administration settings (cf. 5.4.3. Front-end configuration) • Body (optional – Text input). Default body can be set in the administration settings (cf. 5.4.3. Front-end configuration) <p>For security reasons it is recommended to use CAPTCHA or equivalent mechanism.</p>
Behaviour	The title and URL of the page is filled in the message body. All fields are editable before sending.
Exception mgt	
Button or links	
Mock-up reference	
Priority level	Mandatory

4.1.3 Home page

Feature	FO-NAV-06. Display home page
Access	Public
Scope	Home page
Input /pre-requisites	
Behaviour	The following features are available on the home page (non exhaustive): <ul style="list-style-type: none"> • Sign-in form (cf. FO-UAC-02. Sign-in form) • Get started. A help kit must be put forward on the home page for new or occasional users. • Simple search form (cf. FO-SEA-02. Display simple search form) • Link to advanced search form (cf. FO-SEA-03. Display advanced search form) • Link to expert search form (cf. FO-SEA-04. Display expert search form) • News (cf. FO-NAV-07. Display news) • Recently published (cf. FO-NAV-08. Display recently published legal contents) • Our services (cf. FO-NAV-09. Display EUR-Lex services) • Practitioner's corner (cf. FO-NAV-10. Display practitioner's corner) • What's new about EUR-Lex (cf. FO-NAV-11. What's new about EUR-Lex) • Tabs allowing for navigation between the main contents of the site (Official Journal, Collections, etc)
Exception mgt	
Button or links	
Mock-up reference	Figure 1. EUR-Lex home page
Priority level	Mandatory

A user should be able to customise his/her view, for example by folding/unfolding certain blocks and controlling how much information is displayed. The settings should be saved for the next visit.

This should not be limited to the home page only.



Figure 1. EUR-Lex home page

Feature	FO-NAV-07. Display news
Access	Public
Scope	News
Input /pre-requisites	
Behaviour	This is a selection of contents managed by contributors with WCM system (cf. 5.3.6. Management of editorial content). They are sorted by publication date (ante-chronologically) and document type (OJ, COM, Case-law, etc).
Exception mgt	
Button or links	
Mock-up reference	Figure 1. EUR-Lex home page (News)
Priority level	Mandatory

Feature	FO-NAV-08. Display recently published legal contents
Access	Public
Scope	Recently published legal contents
Input /pre-requisites	
Behaviour	This feature automatically lists the latest published legal contents sorted by publication date (ante-chronologically) and document type (OJ, COM, Case-law, etc).
Exception mgt	
Button or links	
Mock-up reference	Figure 1. EUR-Lex home page (Recently published)
Priority level	Mandatory

Feature	FO-NAV-09. Display EUR-Lex services
Access	Public
Scope	EUR-Lex services
Input /pre-requisites	
Behaviour	This feature displays direct links to EUR-Lex services. It is an editorial content managed by contributors with WCM system (cf. 5.3.6. Management of editorial content)
Exception mgt	
Button or links	
Mock-up reference	Figure 1. EUR-Lex home page (Our services)
Priority level	Mandatory

Feature	FO-NAV-10. Display practitioner's corner
Access	Public
Scope	External links
Input /pre-requisites	
Behaviour	This feature displays a selection of external links. It is an editorial content managed by contributors with WCM system (cf. 5.3.6. Management of editorial content)
Exception mgt	
Button or links	
Mock-up reference	Figure 1. EUR-Lex home page (Practitioner's corner)
Priority level	Mandatory

Feature	FO-NAV-11. What's new about EUR-Lex
Access	Public
Scope	Editorial content
Input /pre-requisites	
Behaviour	This is an editorial content managed by contributors with WCM system (cf. 5.3.6. Management of editorial content)
Exception mgt	
Button or links	
Mock-up reference	Figure 1. EUR-Lex home page (Practitioner's corner)
Priority level	Mandatory

4.2 Search

Search is a very important and complex feature as it must satisfy novice users as well as expert ones.

N.B.: For the sake of rationality and efficiency, the Publications Office intends to adopt the same search engine for all its sites. See also the principles of the Transformation Program of the Office.

All types of search should allow accessing the results as RSS feed.

4.2.1 Search features

The search engine that will be implemented must be able to face all constraints and propose state-of-the-art features to satisfy all users' profiles.

This chapter gives a list of mandatory features, and any other useful feature would be appreciated.

Feature	FO-SEA-01. Search features
Access	Public
Scope	Contents (Legal and editorial) and metadata
Input /pre-requisites	
Behaviour	<p>The following features are expected from the proposed search engine (non exhaustive):</p> <ul style="list-style-type: none"> • Full text search. The search engine is able to perform a full text search in the content body (editorial and legal). • Metadata search. The search engine is able to perform a search in the metadata. • Boolean search. The search engine enables users to easily, intuitively and precisely specify what they are searching: <ul style="list-style-type: none"> ○ All terms included (AND) ○ Exact wording or phrase ○ At least one word (OR) ○ Not these words (NOT) • By default, the system will be looking for all documents which include all the terms typed, regardless of their place and relative order in the document (E.g.: when searching for 'swine influenza' the system will interpret the request as "swine AND influenza" and will deliver all documents which will include both terms). • Truncation. The use of truncation (at the beginning, the middle or the end of the word) and the combination of truncated terms are allowed. • Semantic and linguistic analysis. The search can be extended to semantically connected terms and to all linguistic versions, especially using the Eurovoc multilingual thesaurus. • Relevance. From semantic, linguistic, statistic and structured analyses, the search engine should be able to evaluate the relevancy of results to a search, to display only results with a relevancy greater than a level defined by administrators and to sort them from the most relevant to the less one. • Orthographic correction and phonetic search. The search engine takes into account hypothetical mistakes in writing the search terms and proposes alternatives. The user can decide or not to modify his query by choosing one of the proposal. • Word completion. The search engine proposes a completion of query terms from Eurovoc multilingual thesaurus and previous searches. <p>Multilingualism is one of the crucial issues in EUR-Lex, so the search features will be implemented identically for all languages and should provide very similar reliability and identical number of results.</p>
Exception mgt	
Button or links	
Mock-up reference	
Priority level	Mandatory

The same search engine will be used for all the search interfaces of EUR-Lex. The global ones are described in the following chapters and the specialized ones (ex: search an Official Journal) are described in the appropriate chapters.

4.2.2 Simple search interface

There are many search interfaces on EUR-Lex. This chapter describes the “simple search” one which is intended for novice or occasional users. The aim of this interface is to be as simple of use as possible, though the advanced features described on previous chapter are available.

Feature	FO-SEA-02. Display simple search form
Access	Public
Scope	EUR-Lex contents
Input /pre-requisites	<p>The form field includes (non exhaustive):</p> <ul style="list-style-type: none"> • Search terms (Mandatory – Text input). <ul style="list-style-type: none"> ○ This field enables users to perform a full text search in content and metadata (the metadata to be searched will be defined later by PUBLICATIONS OFFICE, but they can be of any format: terms, numbers, dates, etc.) ○ The maximum limit of characters which can be used must be sufficiently high to enter a sentence ○ All features described in FO-SEA-01. Search features must be available. • Language (Mandatory – Select list). <ul style="list-style-type: none"> ○ This field is set by default to the language of the interface. ○ The user can choose to search for contents in all languages, or in any language available in EUR-Lex.
Behaviour	<p>The search form is displayed:</p> <ul style="list-style-type: none"> • If the user has already performed a search and its results are displayed, the search form shall be filled with this previous query. • If the user has performed a switch of search form, his query is translated to fit the simple search form as much as possible and displayed in the form. For example, if the user has began with advanced search by filling search terms field with “windmill” and author field with “Commission”, when switching to simple search the search terms field is filled with “windmill +commission”. • Otherwise, the search form shall be empty. <p>The user can enter his query. All fields are editable.</p>
Exception mgt	
Button or links	FO-SEA-03. Display advanced search form FO-SEA-04. Display expert search FO-SEA-13. Display search history FO-SEA-08. Perform search
Mock-up reference	
Priority level	Mandatory

It is mandatory to support the OpenSearch standard.

It is recommended to allow integrating simple search in popular web browsers, for both the search query and the search suggestions.

EUR-Lex
Access to European Union law

Cart

Search

Advanced search Expert search

OFFICIAL JOURNAL COLLECTIONS THEMATIC FILES YOUR EUR-LEX EN

Simple search

Search through EUR-Lex

Wind mill English Search

Advanced search Expert search

Contact us | Help | Site map

Figure 2. Simple search

4.2.3 Advanced search interface

The advanced search form can be accessed directly or from the simple or expert search forms. It is an intermediate multicriteria interface.

Feature	FO-SEA-03. Display advanced search form
Access	Public
Scope	EUR-Lex contents
Input /pre-requisites	<p>The form fields are:</p> <ul style="list-style-type: none"> • Search terms (Optional – Text input). The Behaviour of this field is described in FO-SEA-02. Display simple search form. It should furthermore be possible to use more than one search term and <ul style="list-style-type: none"> ○ extend the search to all documents including at least one of the terms ○ limit it to all documents including all terms ○ exclude certain terms from the search ○ use precise expressions ○ use truncation (at the beginning, middle and end of the words) ○ use indistinctly terms with or without accents, employ upper or lower case, etc • Domain <ul style="list-style-type: none"> ○ Domain (Optional – Select list). The select list is (non exhaustive) : <ul style="list-style-type: none"> ▪ Treaties ▪ International agreements ▪ Legislation ▪ Complementary legislation ▪ Preparatory acts (COM, SEC documents) ▪ Case-law ▪ National implementing measures ▪ National case-law ▪ Parliamentary questions ▪ EFTA documents ▪ Consolidated legislation ▪ Official Journal ○ Sub-domain (Optional – Select list depending on the selected category). Ex: Treaty on European Union, Accession Treaties, etc. • Date <ul style="list-style-type: none"> ○ Date type The user can filter search with several types of dates (all, creation date, publication date, document date, etc.) ○ From (Mandatory if “to” field is filled – Text input and calendar). Beginning date, month or year ○ To (Optional – Text input and calendar). Ending date, month or year ○ Dates should be enabled or disabled depending on the domains selected (e.g. for case law there is no sense to talk about end of validity date) • Author (Optional – Open select list). The author is the institution that has published the document (Commission, Parliament, etc.) <ul style="list-style-type: none"> ○ The search can cover all authors, or be limited to one or several authors. ○ Together with a predefined list of authors, it will be possible to enter the name of specific authors in a search box. ○ The name can be typed in any order (name/surname; surname/name). The rules set for the "search by word " will apply. ○ Authors should be enabled or disabled depending on the domains selected (e.g.: Commission should be disabled for Case-law documents) • Subject matter (Optional – Select list). <ul style="list-style-type: none"> ○ The search can cover one or several descriptors used in any available classification (Eurovoc, directory, subject matter classification, digest of case-law) ○ The user can enter the term/terms directly in a search box (the rules set for the "search by word" will apply) or select any term from the classifications available. ○ Classifications should be enabled or disabled depending on the domains selected (ex: search in legislation automatically disables "Digest of case-law") • Identifier (Optional – Text input). The user can search content by its identifier (ex: CELEX number). The use of truncation (at the beginning, the middle or the end of the end) is allowed. • Natural number (Optional – Text input). The user can search content by its number. The search can be extended to all types of documents, provided that a

Feature	<p>FO-SEA-03. Display advanced search form</p> <p>field "number" is available. The user can limit it by the following types of contents (non exhaustive):</p> <ul style="list-style-type: none"> ○ Treaties (treaties articles, protocols, annexes, etc.) ○ Regulations, directives, decisions, etc. ○ National implementing measure (currently the search is performed taking the numbers of the directive as the basis) ○ Case-law (case number) ○ COM and SEC documents ○ EP question <ul style="list-style-type: none"> ● Publication reference (Optional – Select list) <ul style="list-style-type: none"> ○ In OJ: daily or special edition ○ In ECR ○ "Online publication" (like COM or SEC documents) ● Legal basis (Optional – Select list). Users can search for (non exhaustive): <ul style="list-style-type: none"> ○ all acts which have a specific treaty article as legal basis ○ all comitology acts ○ all acts adopted in co-decision ● Related acts (Optional – Select list). If the search with other criteria would return only one content, users can search affected or concerned contents (ex: all case-law related to a specific legislative act; national implementing measures of a directive; national case-law). ● Language (Optional – Select list). The user can choose the language of the documents he wants to search for. By default, it is the navigation language. ● Consolidated version (Optional – Select list). The user can choose to display unconsolidated versions, only the last consolidated version or all consolidated versions.
Behaviour	<p>The search form is displayed:</p> <ul style="list-style-type: none"> ● If the user has already performed a search and its results are displayed, the search form shall be filled with this previous query. ● If the user has performed a switch of search form, his query is translated to fit the advanced search form as much as possible and displayed in the form. For example, if the user has began with simple search by filling search terms field with "windmill", when switching to advanced search the search terms field is filled with "windmill". ● Otherwise, the search form shall be empty. <p>The user can enter his query. All fields are editable.</p>
Exception mgt	
Button or links	<p>FO-SEA-02. Display simple search form</p> <p>FO-SEA-04. Display expert search</p> <p>FO-SEA-13. Display search history</p> <p>FO-SEA-08. Perform search</p>
Mock-up reference	Figure 3. Advanced search
Priority level	Mandatory

Figure 3. Advanced search

4.2.4 Expert search interface

Expert search interface is intended for expert users like lawyers, EU staff, etc. It enables users to write a very precise query as it will be performed on the database. It will be available only for signed users.

Expert search has to be designed carefully. Unintentional construction of queries may lead to performance problems. Optimization of queries in the background, restriction of searchable fields (to indexed fields) could be useful.

Feature	FO-SEA-04. Display expert search form
Access	Registered users
Scope	EUR-Lex contents
Input /pre-requisites	The form is constituted of a query text box in which the user can create his query by: <ul style="list-style-type: none"> • Selecting search fields (cf. FO-SEA-05. Insert a search field) • Choosing values (cf. FO-SEA-06. Use search-field assistants) • Inserting operators (cf. FO-SEA-07. Insert an operator)
Behaviour	The search form is displayed: <ul style="list-style-type: none"> • If the user has already performed a search and its results are displayed, the search form shall be filled with this previous query. • If the user has performed a switch of search form, his query is translated to fit the expert search form as much as possible and displayed in the form. For example, if the user has begun with advanced search by filling search terms field with “windmill” and author field with “commission”, when switching to expert search the search query is set to “Text=windmill AND Author=commission”. • Otherwise, the search form shall be empty. The user can enter his query. All fields are editable.
Exception mgt	
Button or links	FO-SEA-02. Display simple search form FO-SEA-03. Display advanced search form FO-SEA-13. Display search history FO-SEA-08. Perform search
Mock-up reference	Figure 4. Expert search
Priority level	Mandatory

The screenshot shows the EUR-Lex expert search interface. At the top, there is a navigation bar with the EUR-Lex logo and the text "Access to European Union Law". To the right, there is a "Cart" icon and a search box with a "Search" button. Below the navigation bar, there are several tabs: "OFFICIAL JOURNAL", "COLLECTIONS", "THEMATIC FILES", and "YOUR EUR-LEX". The "YOUR EUR-LEX" tab is currently selected, and there is a language dropdown menu set to "EN".

The main content area is titled "Expert search" and "Search through EUR-Lex". It contains a "Query" text box for entering the search query. Below the query box, there is a "Select an operator" section with buttons for "AND", "OR", "NOT", "()", "&se", "&pa", "+", and "?". To the left of the search area, there is a "Select a field" section with a tree view of search categories: "Données textuelles" (with sub-items "Titre" and "Texte"), "Descripteurs", "Données bibliographiques", "Dates", "Relations entre documents", "La Jurisprudence", "Autres critères de recherche", and "Etat membres". A "Search" button is located at the bottom of the search area.

At the bottom of the page, there are links for "Contact us", "Help", and "Site map".

Figure 4. Expert search

Feature	FO-SEA-05. Insert a search field
Access	Registered users
Scope	Contents (Legal and editorial) and metadata
Input /pre-requisites	The user selects a field among the list of all available search fields (notice metadata).
Behaviour	<ul style="list-style-type: none"> • The field's name is written in the expert search's query text box, followed by the "equal" sign. • The matching search-field assistant is displayed (cf. FO-SEA-06. Use search-field assistants)
Exception mgt	
Button or links	
Mock-up reference	Figure 4. Expert search
Priority level	Mandatory

Feature	FO-SEA-06. Use search-field assistants
Access	Registered users
Scope	Contents (Legal and editorial) and metadata
Input /pre-requisites	<ul style="list-style-type: none"> • List assistant: the user chooses among the proposed list of values. • Date assistant : the user can set a date or a date interval helped by: <ul style="list-style-type: none"> ○ Calendars ○ Mathematic signs (=, <, <=, >, >=) • Descriptor assistant: the user enters a letter combination in the assistant's query text box, then chooses as many descriptors as he likes among the proposed list of descriptors neighboring the letter combination entered.
Behaviour	The chosen value is written in the expert search's query text box.
Exception mgt	
Button or links	
Mock-up reference	Figure 4. Expert search
Priority level	Mandatory

Feature	FO-SEA-07. Insert an operator
Access	Registered users
Scope	Contents (Legal and editorial) and metadata
Input /pre-requisites	<p>The user selects an operator among:</p> <ul style="list-style-type: none"> • Booleans (AND, OR, NOT) • Brackets • Proximity operators <ul style="list-style-type: none"> ○ &se: Proximity operator within sentence ○ &pa: Proximity operator within paragraph • Truncating terms <ul style="list-style-type: none"> ○ +: introduce truncation for 0-n characters ○ ?: introduce truncation for 0-1 character
Behaviour	The operator is written in the expert search's query text box.
Exception mgt	
Button or links	
Mock-up reference	Figure 4. Expert search
Priority level	Mandatory

4.2.5 Perform search

Independently of the search interface, this chapter describes the Behaviour when performing a search and the features becoming available.

Feature	FO-SEA-08. Perform search
Access	Public
Scope	Legal contents
Input /pre-requisites	
Behaviour	The screen includes <ul style="list-style-type: none"> 1. The filled search form (cf. FO-SEA-15. Display result list). 2. Further features (Notify me, refine search, etc.) 3. The list of search results and further options (cf. FO-SEA-15. Display result list) 4. Different facets for further refinement of results (cf. FO-SEA-16. Display facets)
Exception mgt	
Button or links	FO-UAC-06. FO-SEA-09. Display search engine proposals ("did you mean, etc.") FO-SEA-10. Extend search to editorial content FO-SEA-11. Refine search FO-SEA-12. Save search query in the search history FO-SEA-13. Display search history
Mock-up reference	
Priority level	Mandatory

Feature	FO-SEA-09. Display search engine proposals ("did you mean, etc.")
Access	Public
Scope	Search query
Input /pre-requisites	
Behaviour	This feature lists the search engine query proposals about orthographic variations or corrections. By clicking on a proposal, the query terms are modified to match the variation or correction and a new search is automatically launched, so that the user is redirected to the new results page (cf. FO-SEA-15. Display result list). The list of suggestions could be implemented in a similar way as the facets. In this case, one of the facets will list similar (more frequent occurring) versions of the searched term(s).
Exception mgt	
Button or links	
Mock-up reference	
Priority level	Mandatory

Feature	FO-SEA-10. Extend search to editorial content
Access	Public
Scope	Editorial contents
Input /pre-requisites	
Behaviour	The search engine queries also editorial content.
Exception mgt	
Button or links	
Mock-up reference	
Priority level	Mandatory

The system should make possible to define the scope of search – i.e. for legislative documents, editorials, etc.

Feature	FO-SEA-11. Refine search
Access	Public
Scope	Contents (Legal and editorial) and metadata
Input /pre-requisites	
Behaviour	<p>The user is redirected to the search form he used to perform his previous query. The search form is empty.</p> <p>The new query is applied on the results of the previous one. When displaying results, the search form is filled with the combination of previous and current query.</p> <p>For example, if the user performed a simple search with the term “energy”, then refined it with the term “petrol”, when the results are displayed the simple search field should contain “energy +petrol”.</p> <p>There is no limit of number of refinements.</p>
Exception mgt	
Button or links	
Mock-up reference	
Priority level	Mandatory

Feature	FO-SEA-12. Save search query in the search history
Access	Public/Signed-in users
Scope	Current search query
Input /pre-requisites	
Behaviour	<p>Current search query is saved in the search history from which it becomes available for new performing or combining (cf. FO-SEA-13. Display search history)</p> <ul style="list-style-type: none"> For public users, queries are automatically saved within the current work session; , they will be lost when the session is terminated. For signed-in users, the queries may be explicitly saved in the user’s personal data, they may be retrieved in a new session.
Exception mgt	
Button or links	
Mock-up reference	
Priority level	Mandatory

Feature	FO-SEA-13. Display search history
Access	Public
Scope	Saved search queries
Input /pre-requisites	
Behaviour	<p>Saved search queries are displayed with the following actions (non exhaustive):</p> <ul style="list-style-type: none"> Perform search Refine search <p>The user can combine the queries stored in his search history.</p>
Exception mgt	
Button or links	<p>FO-SEA-08. Perform search</p> <p>FO-SEA-11. Refine search</p> <p>FO-SEA-14. Combine searches</p>
Mock-up reference	
Priority level	Mandatory

Feature	FO-SEA-14. Combine searches
Access	Public
Scope	User’s last 10 search queries
Input /pre-requisites	<p>The form field is (non exhaustive):</p> <ul style="list-style-type: none"> Search terms (Mandatory – Text input)
Behaviour	<p>The user can create a new query with the number of stored ones and boolean operators (AND, OR, AND NOT).</p> <p>For example, “(1 OR 2) AND NOT 3”.</p>
Exception mgt	
Button or links	FO-SEA-08. Perform search
Mock-up reference	
Priority level	Mandatory

4.2.6 Search results

The display of search results is common to all EUR-Lex search interfaces (except the search on national bases).

Feature	FO-SEA-15. Display result list
Access	Public
Scope	Search results (simple, advanced and expert search)
Input /pre-requisites	
Behaviour	<p>The fields displayed are (non exhaustive):</p> <ul style="list-style-type: none"> • Number of results • Pagination. The current page and the number of pages must be displayed. Users will be able to go to next, previous or specific page of results. • List of results. Each search result must include (non exhaustive): <ul style="list-style-type: none"> ○ Identifier (for legal content – sort criteria) ○ Title (for editorial content – sort criteria) ○ Publication date (sort criteria) ○ Publication source (sort criteria) ○ Certified version. This information enables users to identify and distinguish documents with legal value. ○ Abstract. This generated summary field enables presentation of a document extract in context with the search query. Query words have to be highlighted. ○ Link to available text formats (cf. FO-CST-21. Display legal content or FO-CST-33. Display editorial content) ○ Link to last consolidated version (when available) ○ Link to bibliographic notice ○ Link to historical view (cf. FO-CST-26. Display historical view) ○ Link allowing multilingual display (cf. FO-CST-27. Display multilingual view)
Exception mgt	
Button or links	FO-SEA-17. Save search results in the cart FO-SEA-18. Export results
Mock-up reference	Figure 5. Display results
Priority level	Mandatory

Feature	FO-SEA-16. Display facets
Access	Public
Scope	Search results
Input /pre-requisites	
Behaviour	<p>Besides search results, different facets allowing further refinement of results will be displayed. Facets presented vary according to the search performed (non exhaustive):</p> <ul style="list-style-type: none"> • All domains <ul style="list-style-type: none"> ○ Domain (Celex sectors) ○ Author ○ Classifications (Eurovoc, Directory, Digest, subject matter) ○ In force/No longer in force/Not yet in force • Treaties <ul style="list-style-type: none"> ○ Type of treaty ○ Subject matter • International agreements <ul style="list-style-type: none"> ○ Domain - Type of act ○ Parties ○ Classifications (Eurovoc, Directory, subject matter) ○ Type (mixed/multilateral/bilateral) ○ Status(Signature/Conclusion/In force) • Legislation <ul style="list-style-type: none"> ○ Domain - Type of act ○ Author ○ Classifications (Eurovoc, Directory, subject matter) ○ In force/No longer in force/Not yet in force ○ Procedure • Complementary legislation <ul style="list-style-type: none"> ○ Domain - Type of act ○ Author ○ Classifications (Eurovoc, Directory, subject matter) • Preparatory acts <ul style="list-style-type: none"> ○ Domain - Type of act ○ Author ○ Classifications (Eurovoc, Directory, subject matter) ○ Procedure • Case-law <ul style="list-style-type: none"> ○ Domain - Type of act ○ Author (jurisdiction) ○ Classifications (Digest, subject matter) ○ Type of procedure • National case-law • Parliamentary questions • C documents • EFTA documents • Consolidated legislation <p>For each facet, the following elements will be displayed:</p> <ul style="list-style-type: none"> • The number of results for each facet item • Only facet items with results • The complete taxonomy³ (ex: theme can have up to five levels). A way to hide and show levels may be implemented.
Exception mgt	
Button or links	
Mock-up reference	Figure 5. Display results (Theme, Category, Author)
Priority level	Mandatory

³ classification arranged in a hierarchical structure

The screenshot shows the EUR-Lex search interface. At the top, there is a navigation bar with 'Access to European Union Law', a shopping cart icon, and a search box. Below this is a menu with 'OFFICIAL JOURNAL', 'COLLECTIONS', 'THEMATIC FILES', and 'YOUR EUR-LEX'. The main search area is titled 'Simple search' and 'Search through EUR-Lex'. A search box contains 'Wind mill' and a language dropdown is set to 'English'. A 'Search' button is visible. To the right of the search box are links for 'Advanced search' and 'Expert search', and a list of options: 'Notify me!', 'Search editorial contents', 'Refine search', 'Save search query', and 'Display search history'. Below the search box, a suggestion 'Did you mean windmill?' is shown. The results section displays two items: a decision from 2006 and a question from 2009. Each result includes a title, date, and author, along with links for 'HTML', 'PDF', and 'WORD'. On the right side of the results, there are sections for 'Subject matter' (Wind energy, Energy policy, Sea), 'Domains' (Treaties, Legislation, Preparatory acts, Case law), and 'Author' (European Parliament, Concil, European Commission, Court of justice). At the bottom of the results, there are buttons for 'Export results' and 'Save results to the cart'. The footer contains 'Contact us', 'Help', and 'Site map'.

Figure 5. Display results

Feature	FO-SEA-17. Save search results in the cart
Access	Public
Scope	Current search results
Input /pre-requisites	
Behaviour	Links to all contents of the current result list are stored in the user's cart (cf. FO-UAC-07. Display the cart).
Exception mgt	
Button or links	
Mock-up reference	
Priority level	Mandatory

Feature	FO-SEA-18. Export results
Access	Public
Scope	Search results
Input /pre-requisites	<p>The form fields are:</p> <ul style="list-style-type: none"> • Fields to be exported (Optional, by default all fields – Select list, many options may be selected). Ex: Title, date of publication, type of document, etc. • Export format (Mandatory – Select list). • Predefined template (Optional – Select list). When a template is selected, “fields to be exported” and “export format” fields are filled according to the template settings. • File path (Mandatory – File select). This is the path of the export file.
Behaviour	<p>It will be possible to export documents in standard and specific formats (non exhaustive):</p> <ul style="list-style-type: none"> • XML • CSV • TSV • MS Excel • MS Word / Legiswrite (MS Word format created from FORMEX). • RefWorks / Endnote / RIS (nice to have) <p>The export file is created with the defined file path.</p>
Exception mgt	
Button or links	
Mock-up reference	
Priority level	Mandatory

4.2.7 Search on national bases

PUBLICATIONS OFFICE wants to give access to National legislation. One option to achieve this result might be to allow users to search through national bases via distant or local connectors (cf. Analysis of the existing system) and consult the matching contents on the original websites.

Feature	FO-SEA-19. Search on national bases
Access	Public
Scope	National bases
Input /pre-requisites	<p>The form fields are:</p> <ul style="list-style-type: none"> • Country (Mandatory – Select list). Users can select all countries. • Database (Mandatory – Select list). Users can select all databases. • Terms (Optional – Text input) • Date <ul style="list-style-type: none"> ○ Date type (Mandatory if “from” or “to” field is filled – Select list). The user can filter search with different dates (creation date, publication date, document date, etc.) ○ From (Optional – Text input and calendar). Beginning date ○ To (Optional – Text input and calendar). Ending date • Category (Optional – Select list)
Behaviour	The search results are displayed below the filled search form.
Exception mgt	
Button or links	
Mock-up reference	Figure 6. Search on national bases
Priority level	Mandatory

Feature	FO-SEA-20. Search on national bases – Results list display
Access	Public
Scope	National bases
Input /pre-requisites	
Behaviour	<p>Should be displayed:</p> <ul style="list-style-type: none"> • Number of results • Pagination • List of results <ul style="list-style-type: none"> ○ Publication date (sort criteria) ○ Abstract. This generated summary field enables presentation of a document extract in context with the search query. Query words should be highlighted.
Exception mgt	
Button or links	
Mock-up reference	Figure 6. Search on national bases (Results)
Priority level	Mandatory

The screenshot shows the EUR-Lex website interface for a national search. At the top, there is a navigation bar with 'OFFICIAL JOURNAL', 'COLLECTIONS', 'THEMATIC FILES', and 'YOUR EUR-LEX'. Below this, the 'National search' section is active, displaying 'Search through national legislation'. The search criteria are: Country: France, Database: LegiFrance, Terms: Windmill, Date: All types, From: 01/01/2007, To: 01/01/2009. The search results show 12 items, with the first two visible. The first result is '32006D1364 | Decision No 1364/2006/EC | 09/06/2006 | European Parliament | Certified version'. The second result is '91987H0306 | QUESTION NO 59 | 01/04/2009 | European Parliament'. The interface includes a 'Search' button, a 'Did you mean windmill?' suggestion, and pagination controls showing 'Page 2/4'. At the bottom, there are buttons for 'Export results' and 'Save results to the cart'.

Figure 6. Search on national bases

Other options may be considered, for instance access via the national implementing measures of directives or via the current N-Lex system.

4.3 Consult (views)

EUR-Lex proposes many views to access legal content. These views help users to access easily the information they are looking for. Here are listed the existing views, but PUBLICATIONS OFFICE shall be able to add or delete some from the administration of the system (cf. 5.2. Management of content models). For example:

- A "Legislative procedures" view which enables users to get a list of all documents waiting for an opinion of the EESC or a list of documents waiting for an approval of the Council, etc. in

this regard it is worth mentioning the possibility to integrate into EUR-Lex autonomous systems, such as Prelex and Oeil.

- A "consolidated versions" view which enables users to get only the latest consolidated versions.
- An "authors" view which enables users to get a list of documents of a specific institution or body
- A "legislation in force" view, presenting all acts in force at a certain moment in time (eg.: the directory of legislation in force)

4.3.1 Official Journal

The Official Journal of the European Union (OJ) is the only periodical published every working day in all official languages of the European Union (EU).

It consists of two related series (L for legislation and C for information and notices) and a supplement (S for public procurement). The C series have also an electronic section, known as the OJ CE, which contains documents published exclusively in an electronic way. There are also the specific series CA and LM and finally the Special editions in the languages of the accession countries (currently in EUR-Lex are available the Special editions regarding the two last enlargements 2004 and 2007).

Each issue is composed of a table of content giving access to several acts.

The OJ collection should be the common entry point for **all OJ series, annexes and supplements:**

- OJ L
 - Daily edition
 - Special editions on the occasion of enlargements
 - 1973
 - 1981
 - 1986
 - 1995
 - 2004 (already available)
 - 2007 (already available)
- OJ C
- OJ C A
- OJ C E
- OJ S (TED) (link to the TED site)
- EEA supplement (link to EEA site)

Feature	FO-CST-01. Display home page of Official Journal view
Access	Public
Scope	Official Journal view
Input /pre-requisites	
Behaviour	<p>The user have access to:</p> <ul style="list-style-type: none"> • OJ search form (cf. FO-CST-02. Search an Official Journal release) • Latest issues (cf. FO-CST-03. Display OJ's latest issues) • Link to all issues by year (cf. FO-CST-04. Display all OJ's issues) • Special editions (cf. FO-CST-05. Display OJ's special editions) • A parallel view for all language versions should be offered, thus allowing users to easily spot missing language versions and eventually consult other available language versions • Further facilities <ul style="list-style-type: none"> ○ Explanatory texts about OJ matters ○ Possibility to subscribe CD ROM and/or printed version
Exception mgt	
Button or links	
Mock-up reference	Figure 7. Official Journal - Home page
Priority level	Mandatory

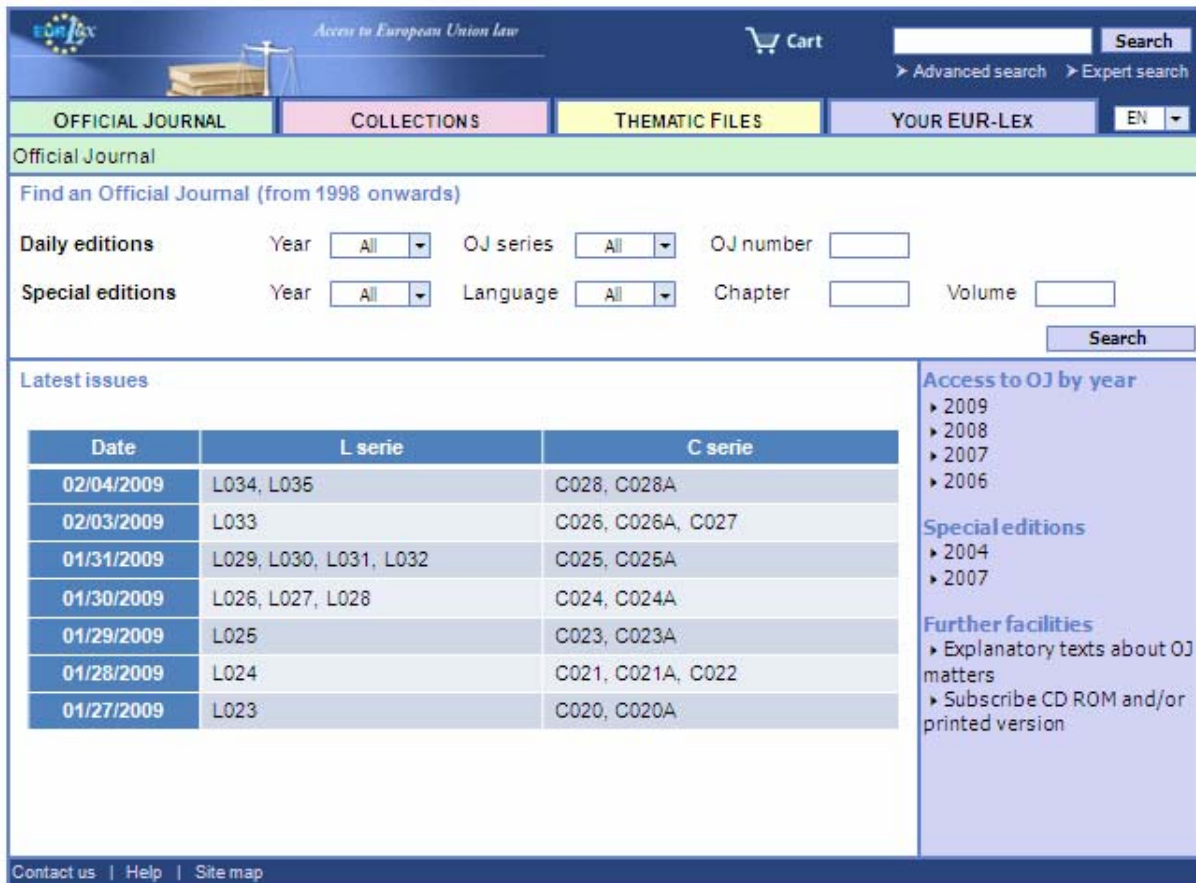


Figure 7. Official Journal - Home page

Feature	FO-CST-02. Search an Official Journal release
Access	Public
Scope	Published Official Journal
Input /pre-requisites	<p>The following search options are available (non exhaustive):</p> <ul style="list-style-type: none"> • Daily editions <ul style="list-style-type: none"> ○ Year (mandatory – select list) ○ OJ series (mandatory if the OJ number field is filled – select list) ○ OJ number (optional – text input) • Special editions <ul style="list-style-type: none"> ○ Year (mandatory – select list) ○ Language (optional – select list) ○ Chapter (optional – text input) ○ Volume (optional – text input) <p>The possibility to search by word, dates, subject matter, classification headings, author, type of document, etc, should be included:</p> <ul style="list-style-type: none"> • Within documents or table of contents • Using the methodological tables of the OJ • Using the structure of the OJ <p>It should also be possible to search using special edition publication reference</p>
Behaviour	The search is performed among the published OJ. The search results are displayed below the filled search form (cf. FO-SEA-15. Display result list).
Exception mgt	
Button or links	FO-SEA-08. Perform search
Mock-up reference	Figure 7. Official Journal - Home page (Find an Official Journal)
Priority level	Mandatory

Feature	FO-CST-03. Display OJ's latest issues
Access	Public
Scope	Published Official Journal
Input /pre-requisites	
Behaviour	The OJ's issues of the last two weeks are displayed following the specification "FO-CST-06. Display list of OJs".
Exception mgt	
Button or links	
Mock-up reference	Figure 7. Official Journal - Home page (Latest issues)
Priority level	Mandatory

Feature	FO-CST-04. Display all OJ's issues
Access	Public
Scope	Published Official Journal
Input /pre-requisites	
Behaviour	The OJ's issues are gathered by year/month of publication. For each year, the OJ's issues are displayed following the specification "FO-CST-06. Display list of OJs".
Exception mgt	
Button or links	
Mock-up reference	
Priority level	Mandatory

Feature	FO-CST-05. Display OJ's special editions
Access	Public
Scope	Special editions of published Official Journal
Input /pre-requisites	
Behaviour	The OJ's special editions issues are displayed grouped by edition following the specification "FO-CST-06. Display list of OJs".
Exception mgt	
Button or links	
Mock-up reference	
Priority level	Mandatory

Feature	FO-CST-06. Display list of OJs
Access	Public
Scope	Published Official Journal
Input /pre-requisites	
Behaviour	The OJ's issues are displayed ante-chronologically. Series must be clearly separated. On each issue, users can make the following actions (non exhaustive): <ul style="list-style-type: none"> • Access the table of content • Display PDF version of the OJ • Display electronic certified version of the OJ
Exception mgt	
Button or links	FO-CST-07. Display OJ's table of content FO-CST-08. Display PDF version of an OJ FO-CST-09. Display electronic certified version of an OJ
Mock-up reference	Figure 7. Official Journal - Home page (Latest issues)
Priority level	Mandatory

Feature	FO-CST-07. Display OJ's table of content
Access	Public
Scope	Published Official Journal
Input /pre-requisites	
Behaviour	The specification FO-CST-21. Display legal content will be applied. When the user clicks on links of the table of content, the according contents will be displayed. (cf. FO-CST-21. Display legal content)
Exception mgt	
Button or links	FO-CST-21. Display legal content
Mock-up reference	Figure 8. Official Journal - Table of content
Priority level	Mandatory

The screenshot shows the EUR-Lex interface for the Official Journal 2009L034. It features a search bar at the top right and navigation tabs. The main content area is titled 'Official Journal > 2009L034' and includes a search filter section. Below this, there are two main sections: 'I Acts adopted under the EC Treaty/Euratom Treaty whose publication is obligatory' and 'II Acts adopted under the EC Treaty/Euratom Treaty whose publication is not obligatory'. The first section lists several regulations with their page numbers (1, 2, 5, 8, 11, 16). The second section lists a council decision with page number 17. A sidebar on the right offers 'Access to' options: 'Latest issues', 'PDF version', and 'Electronic certified version'.

Figure 8. Official Journal - Table of content

Feature	FO-CST-08. Display PDF version of an OJ
Access	Public
Scope	Published Official Journal
Input /pre-requisites	A PDF version of the OJ is available.
Behaviour	The document is opened with the appropriate plug-in if available, with the appropriate reader on the user desktop if not (Windows default Behaviour). NB: The user is never asked to download plug-ins, but if he has some on his workstation, it should be used.) Then, it should be possible to download or print full OJ.
Exception mgt	
Button or links	
Mock-up reference	
Priority level	Mandatory

Feature	FO-CST-09. Display electronic certified version of an OJ
Access	Public
Scope	Published Official Journal
Input /pre-requisites	An electronic certified version of the OJ is available.
Behaviour	<p>PUBLICATIONS OFFICE will produce in 2009 electronically certified authentic PDF versions of OJs. This feature enables users to display this version:</p> <ul style="list-style-type: none"> • Information regarding authenticity of documents must be clearly displayed, to allow the users to distinguish authentic documents from ordinary ones. • The details corresponding to the certificate must be accessible for each authentic document. • The system allows accessing the digital signature itself, to make it possible to verify the certificate on the clients' side (with a service or software independent from the EUR-Lex.) • The digital signature (in XML) must be available for download. <p>NB: As this feature isn't available yet, it is not possible to specify tools that will be used for opening and reading the certified version.</p>
Exception mgt	
Button or links	
Mock-up reference	
Priority level	Mandatory

4.3.2 Collections

The EU law texts are gathered in collections depending on their types: treaties, international agreements, etc.

4.3.2.1 Treaties

This collection gathers the basic legal texts on which the European Union and the European Communities are founded: the founding Treaties (original versions and later updates), the amending Treaties, and the Accession Treaties for each of the six enlargements, plus other essential documents.

Feature	FO-CST-10. Display home page of Treaties collection
Access	Public
Scope	Published treaties
Input /pre-requisites	
Behaviour	<p>The user has access to:</p> <ul style="list-style-type: none"> • The treaties search form (cf. FO-CST-11. Search a treaty) • The list of treaties. <ul style="list-style-type: none"> ○ The result list display specifications are applied (cf. FO-SEA-15. Display result list). ○ In addition to other facets (cf. FO-SEA-16. Display facets), dedicated classification facets are displayed. The entries are (non exhaustive): <ul style="list-style-type: none"> ▪ Founding treaties ▪ Accession treaties ▪ Other treaties and protocols ○ At first, all versions of the treaties currently available should be displayed for navigation purposes.
Exception mgt	
Button or links	
Mock-up reference	
Priority level	Mandatory

Feature	FO-CST-11. Search a treaty
Access	Public
Scope	Published treaties
Input /pre-requisites	The following search options are available (non exhaustive): <ul style="list-style-type: none"> • Search for a specific treaty (Rome, Amsterdam, Nice, etc) <ul style="list-style-type: none"> ○ Words in the title ○ Words in the text ○ Date (adoption, signature, publication, entry into force, end of validity) ○ Versions ○ Scope/Type (EC, EEC, EURATOM, EU, CECA, accession –all or specific ones-, other) • Search for information within the treaties <ul style="list-style-type: none"> ○ Word in the text ○ Subject matter ○ Article number (DN-n) : all treaties or limited to one type ○ As article numbers were often renumbered, it would be interesting to have a tool proposing alternatives for the specific treaty number chosen
Behaviour	The results are displayed below the filled search form following the specification “FO-SEA-15. Display result list”. The specific article(s) concerned should be displayed, but it should also be possible to display the full treaty concerned.
Exception mgt	
Button or links	
Mock-up reference	
Priority level	Mandatory

4.3.2.2 Legislation

This collection gathers all the legislation:

- Agreements and conventions concluded by the Communities in connection with their external relations;
- Binding secondary legislation (regulations, decisions, ECSC general decisions and recommendations, EEC/EC/Euratom directives) under the treaties establishing the European Union and the European Communities, except for day-to-day administrative acts;
- Supplementary legislation, in particular decisions of representatives of the governments of the Member States meeting in the Council;
- Certain important non-binding acts.
- Instruments generated by the European Communities in the exercise of their international responsibilities.

Feature	FO-CST-12. Display home page of Legislation collection
Access	Public
Scope	Published legislation
Input /pre-requisites	
Behaviour	The user has access to: <ul style="list-style-type: none"> • The legislation in force search form (cf. FO-CST-13. Search a legislative act) • The list of acts in force. <ul style="list-style-type: none"> ○ The result list display specifications are applied (cf. FO-SEA-15. Display result list). ○ In addition to other facets (cf. FO-SEA-16. Display facets), dedicated classification facets are displayed: <ul style="list-style-type: none"> ▪ Directory of Community legislation in force (cf. http://eur-lex.europa.eu/en/legis/20090401/index.htm) ▪ Directory of international agreements ▪ Directory of consolidated legislation ▪ Directory abrogated legislation
Exception mgt	
Button or links	
Mock-up reference	
Priority level	Mandatory

Feature	FO-CST-13. Search a legislative act
Access	Public
Scope	Published legislation
Input /pre-requisites	The following search options are available (non exhaustive): <ul style="list-style-type: none"> • Search terms • Type of documents (non exhaustive) : <ul style="list-style-type: none"> ○ legislation, ○ international agreements, ○ complementary legislation, ○ consolidated legislation ○ national implementing measures • Date (adoption, publication, effect and end of validity) • Author • Publication reference • Procedure (Type, number and year) • Classifications (Subject matter, directories and Eurovoc) • Legal basis • Limit results to legislation in force
Behaviour	The results are displayed below the filled search form following the specification "FO-SEA-15. Display result list".
Exception mgt	
Button or links	
Mock-up reference	
Priority level	Mandatory

4.3.2.3 Preparatory acts

This collection gathers preparatory documents, meaning all documents corresponding to the various stages of the legislative or budgetary process, together with other documents of the European institutions of possible public interest:

- Preparatory documents (Commission legislative proposals, Council common positions, legislative and budgetary resolutions and initiatives of the European Parliament, and opinions of the European Economic and Social Committee and of the Committee of the Regions, etc.)
- Other documents of the European institutions of possible public interest

Feature	FO-CST-14. Display home page of Preparatory acts collection
Access	Public
Scope	Published preparatory acts
Input /pre-requisites	
Behaviour	The user has access to: <ul style="list-style-type: none"> • The preparatory acts search form (cf. FO-CST-15. Search a preparatory act) • Latest issues • The list of preparatory acts (cf. FO-SEA-15. Display result list) sorted by chronological order. They also can be sorted by numerical order. <ul style="list-style-type: none"> ○ In addition to other facets (cf. FO-SEA-16. Display facets), dedicated classification facets are displayed: <ul style="list-style-type: none"> ▪ Directory of Community legislation in preparation (cf. http://eur-lex.europa.eu/en/legis/20090401/index.htm)
Exception mgt	
Button or links	
Mock-up reference	
Priority level	Mandatory

Feature	FO-CST-15. Search a preparatory act
Access	Public
Scope	Published preparatory acts
Input /pre-requisites	The following search options are available (non exhaustive): <ul style="list-style-type: none"> • Date (adoption, publication and end of validity) • Publication reference • Search terms • Author • Procedure (Type, Number and Year) • Classifications (Subject matter, Directory and Eurovoc) • Legislative act linked
Behaviour	The results are displayed below the filled search form following the specification "FO-SEA-15. Display result list".
Exception mgt	
Button or links	
Mock-up reference	
Priority level	Mandatory

4.3.2.4 Case law

This collection gathers case law from:

- Court of Justice
- Court of first instance
- Civil service tribunal
- National courts

Feature	FO-CST-16. Display home page of Case law collection
Access	Public
Scope	Published case law documents and national decisions
Input /pre-requisites	
Behaviour	The user has access to: <ul style="list-style-type: none"> • The case law search form (cf. FO-CST-17. Search a case law document) • Latest issues • The list of case law (cf. FO-SEA-15. Display result list) sorted by chronological order. They also can be sorted by numerical order.
Exception mgt	
Button or links	
Mock-up reference	
Priority level	Mandatory

Feature	FO-CST-17. Search a case law document
Access	Public
Scope	Published case law documents and national decisions
Input /pre-requisites	The following search options are available (non exhaustive): <ul style="list-style-type: none"> • Case number • Date (lodging, document, publication) • Publication reference <ul style="list-style-type: none"> ○ In ECR for judgments, orders and opinions of the advocate generals ○ In OJ for notices • Search term • Jurisdiction <ul style="list-style-type: none"> ○ Court of justice ○ Court of first instance ○ Civil service tribunal ○ National courts (a list of countries and/or national Courts should be proposed) • Advocate general • Party • Type of procedure • Subject matter • Digest of case-law • Legislative act concerned (regulation, directive, decision, etc. which is brought before the Court)
Behaviour	The results are displayed below the filled search form following the specification "FO-SEA-15. Display result list".
Exception mgt	
Button or links	
Mock-up reference	
Priority level	Mandatory

4.3.2.5 Parliamentary questions

This collection gathers the questions addressed by the members of the European Parliament to the Commission and Council once the answer of the institution concerned is published in the Official Journal. They may be:

- Worded with a request for a written answer published in the Official Journal (written questions);
- Raised during sessions and published in the Debates of the European Parliament (oral questions);
- Raised during time set aside during each session and published in the Official Journal (questions raised at question time).

Feature	FO-CST-18. Display home page of Parliamentary questions collection
Access	Public
Scope	Published parliamentary questions
Input /pre-requisites	
Behaviour	The user has access to: <ul style="list-style-type: none"> • The parliamentary questions search form (cf. FO-CST-19. Search a parliamentary question) • An external link "European Parliamentary questions" (http://www.europarl.europa.eu/QP-WEB/home.jsp?&language=EN)
Exception mgt	
Button or links	
Mock-up reference	
Priority level	Mandatory

Feature	FO-CST-19. Search a parliamentary question
Access	Public
Scope	Published parliamentary questions
Input /pre-requisites	The following search options are available (non exhaustive): <ul style="list-style-type: none"> • Number • Type of question • Author • Search term • Eurovoc • Date (of question, publication) • Publication reference • Political group
Behaviour	The results are displayed below the filled search form following the specification "FO-SEA-15. Display result list".
Exception mgt	
Button or links	
Mock-up reference	
Priority level	Mandatory

4.3.3 Thematic files

Thematic files are collections of legal documents on specific fields of EU activity (legislative instruments, preparatory acts, case law, parliamentary questions, policies (ex: health determinants, internal market, etc.), etc.).

The idea is not to be exhaustive but rather to group together the most relevant current legislation on the subject in question.

Feature	FO-CST-20. Display home page of thematic files
Access	Public
Scope	Thematic files
Input /pre-requisites	
Behaviour	Thematic files are organized by chapters and subchapters according for instance to EUROVOC or Directory Code (subject area). By clicking on a thematic file, users access to the list of contents gathered in the thematic file and can display them by clicking on their name (cf. FO-CST-21. Display legal content)
Exception mgt	
Button or links	
Mock-up reference	
Priority level	Mandatory

4.3.4 Content consultation

Users will be able to access to contents by navigation through views or by search interfaces. This chapter describes the functionalities available when displaying a given content.

EUR-Lex deals with two completely different kinds of content:

- Legal content produced by a specific production chain and just displayed on EUR-Lex (cf.)
- Editorial content produced on EUR-Lex following models (cf. 5.3.1. Content types)

Furthermore, those contents are completely different concepts, so different layout and graphic rules have to be applied.

4.3.4.1 Legal content

Feature	FO-CST-21. Display legal content
Access	Public
Scope	Legal content
Input /pre-requisites	
Behaviour	<ul style="list-style-type: none"> • The content is displayed in the default format defined in the administration settings (cf. 5.4.3 Front-end configuration, FO-CST-22. Display legal content in HTML, FO-CST-23. Display legal content in non HTML formats) • The default linguistic version is displayed (cf. FO-UAC-04. Set language preferences) • If the content is constituted of several documents, access must be given to all of them by displaying the main one and giving access to the other by links.
Exception mgt	
Button or links	FO-CST-24. Display consolidated version FO-CST-25. Display bibliographical notice FO-CST-26. Display historical view FO-CST-27. Display multilingual FO-CST-28. Access to linked documents FO-CST-29. Ask a question to the social network FO-CST-30. Add to my cart FO-CST-31. Extend your search to FO-CST-32. Convert to PDF
Mock-up reference	
Priority level	Mandatory

Feature	FO-CST-22. Display legal content in HTML
Access	Public
Scope	Legal content
Input /pre-requisites	For HTML format of the content if available
Behaviour	The content is displayed flatly on the website, there is no pagination management.
Exception mgt	
Button or links	
Mock-up reference	Figure 9. Display legal content (Official Journal)
Priority level	Mandatory

The screenshot shows the EUR-Lex website interface. At the top, there is a navigation bar with 'OFFICIAL JOURNAL', 'COLLECTIONS', 'THEMATIC FILES', and 'YOUR EUR-LEX'. Below this, a search bar and a 'Search' button are visible. The main content area displays the text of Commission Regulation (EC) No 99/2009 of 3 February 2009. The text includes the title, the Commission's decision, and the specific provisions regarding import values for certain fruit and vegetables. On the right side of the page, there is a sidebar with 'Access to' and 'Extend your search to' sections, each containing several links for further exploration of the document.

Figure 9. Display legal content (Official Journal)

Feature	FO-CST-23. Display legal content in non HTML formats
Access	Public
Scope	Legal content
Input /pre-requisites	For all available formats of the content except HTML (PDF, TIFF, XML, Word, etc.)
Behaviour	The document is opened with the appropriate plug-in if available, with the appropriate reader on the user desktop if not (Windows default Behaviour). NB: There is no mandatory use of specific plug-ins
Exception mgt	
Button or links	
Mock-up reference	
Priority level	Mandatory

Feature	FO-CST-24. Display consolidated version
Access	Public
Scope	Legal content
Input /pre-requisites	A consolidated version is available
Behaviour	<ul style="list-style-type: none"> The consolidated version of the content is displayed in the default format defined in the administration settings (cf. 5.4.3 Front-end configuration, FO-CST-22. Display legal content in HTML, FO-CST-23. Display legal content in non HTML formats) The default linguistic version is displayed (cf. FO-UAC-04. Set language preferences)
Exception mgt	
Button or links	
Mock-up reference	
Priority level	Mandatory

Feature	FO-CST-25. Display bibliographical notice
Access	Public
Scope	Legal content
Input /pre-requisites	
Behaviour	The notice page should include all relevant metadata, but will allow progressive displaying of different groups of metadata with the possibility to display it all. If the user is registered, the group of metadata he chose to display will be remembered for the next session.
Exception mgt	
Button or links	
Mock-up reference	
Priority level	Mandatory

Feature	FO-CST-26. Display historical view
Access	Public
Scope	Legal content
Input /pre-requisites	
Behaviour	<p>Along the production process of a legal content and after its adoption, many events (Adoption by Commission, transmission to Council, amendment, etc.) may occur and for each some documents may be published.</p> <p>Links enable users to access directly available electronic texts (COM documents, Official Journal, Bulletin of the European Union, documents of the European Parliament, press releases, etc.).</p> <p>This view is completed with other subsequent acts: modifiers; corrigenda; consolidated versions; case-law affecting a specific item of legislation; national implementing measures of directives, etc.</p> <p>The historical view consists in two parts :</p> <ul style="list-style-type: none"> Events are placed on a frieze depending on their date and “author”. By pointing one event, event description, date and associated documents are displayed. The process detail is displayed below. <p>All documents are clickable and the user is redirected to the clicked content’s page (cf. FO-CST-21. Display legal content) if the content is stored on EUR-Lex, otherwise to the defined URL.</p>
Exception mgt	
Button or links	
Mock-up reference	Figure 10. Historical view
Priority level	Mandatory

Figure 10. Historical view

Feature	FO-CST-27. Display multilingual view
Access	Public
Scope	Legal content
Input /pre-requisites	The form fields are the list of all available linguistic versions. The user can choose 2 to 3 versions to display (Checkbox).
Behaviour	This feature enables users to compare linguistic versions of content: <ul style="list-style-type: none"> • Up to three linguistic versions can be displayed at the same time • Linguistic versions can be chosen among all available linguistic versions • The chosen linguistic versions will be displayed side by side on the same screen • The paragraphs should be aligned • The scroll tab affects all versions so that they are always aligned
Exception mgt	
Button or links	
Mock-up reference	
Priority level	Mandatory

Feature	FO-CST-28. Access to linked documents
Access	Public
Scope	Legal content
Input /pre-requisites	
Behaviour	<p>This feature lists:</p> <ul style="list-style-type: none"> • First, all contents quoted by the current content: acts that are modified repealed or simply quoted by the current act. • Then, all contents quoting the current content: acts that modify, repeal or simply quote the current act. <p>The quoted or quoting content is displayed by clicking on its name (cf. FO-CST-21. Display legal content). Please note that linked contents are listed in the current content metadata (bibliographical notice).</p>
Exception mgt	
Button or links	
Mock-up reference	
Priority level	Mandatory

Feature	FO-CST-29. Ask a question to the social network
Access	Public
Scope	Legal content
Input /pre-requisites	
Behaviour	<p>This feature enables users to ask questions on a content they are consulting. By clicking on this link, they are redirected to the creation page in the social network (cf. FO-COM-05. Social network – Ask a question). The current content is listed in “connected content” field.</p>
Exception mgt	
Button or links	
Mock-up reference	
Priority level	Mandatory

Feature	FO-CST-30. Add to my cart
Access	Public
Scope	Legal content
Input /pre-requisites	
Behaviour	<p>Signed on users could add content to their cart, which should be saved for next visits. All contents displayed through lists (list of documents, of search results) may be selected, in a “select all” mode or manually, in order to add them to the cart. The “add to the cart” link appears only for signed users.</p> <p>By clicking on this link, a link to the current content is created in the user’s cart (cf. FO-UAC-07. Display the cart)</p>
Exception mgt	If the cart is already full (administration setting), a message should appear clearly to explain it.
Button or links	
Mock-up reference	
Priority level	Mandatory

Feature	FO-CST-31. Extend your search to
Access	Public
Scope	Legal content
Input /pre-requisites	
Behaviour	<p>Based on the notice metadata, some search extensions may be proposed to users. For instance, the user could extend his/her search by:</p> <ul style="list-style-type: none"> • The Eurovoc classification concepts. By clicking on one of the content's Eurovoc concept, the user should perform a search on all contents matching the selected concept and be led to the simple search results interface. • Legal basis. Search all acts which have a specific treaty article as legal basis; search all comitology acts; search all acts adopted in co-decision; etc.) • Document affected/concerned (e.g.: all case-law related to a specific legislative act; national implementing measures of a directive; national case-law)
Exception mgt	
Button or links	
Mock-up reference	
Priority level	Mandatory

Feature	FO-CST-32. Convert to PDF
Access	Public
Scope	Content (legal and editorial)
Input /pre-requisites	
Behaviour	<p>This feature enables users to convert “on-the-fly” the information presented on screen as HTML into a nicely styled PDF format.</p> <p>This should concern all contents, available via the Web User Interface but not the user interface itself, for example: articles of editorial contents, lists of search results (with the possibility to include some metadata), thematic files and directories.</p>
Exception mgt	
Button or links	
Mock-up reference	
Priority level	Mandatory

4.3.4.2 Editorial content

Feature	FO-CST-33. Display editorial content
Access	Public
Scope	One or many editorial contents
Input /pre-requisites	One or many editorial contents
Behaviour	<p>Editorial contents are displayed in accordance to the associated model in Back Office (cf. 5.2 Management of content models)</p> <p>There may be various model types (ex: editorial content, list of editorial content, list of internal or external links, etc.)</p>
Exception mgt	
Button or links	FO-CST-32. Convert to PDF
Mock-up reference	
Priority level	Mandatory

4.4 Communication

4.4.1 RSS feed

All users can subscribe to a predefined RSS feed.

Feature	FO-COM-01. Subscribe to predefined RSS feed from the list
Access	Public
Scope	Predefined RSS feed
Input /pre-requisites	
Behaviour	Users can access to a list of all predefined RSS feed. They are displayed with their name, description and URL.
Exception mgt	
Button or links	
Mock-up reference	
Priority level	Mandatory

Feature	FO-COM-02. Subscribe to predefined RSS feed by a contextual link
Access	Public
Scope	Predefined RSS feed
Input /pre-requisites	
Behaviour	When the content of a predefined RSS feed is displayed on EUR-Lex website (ex: news), users can subscribe to it by clicking on the adjacent RSS logo. Then the URL is displayed, so that it can be copied to any user's RSS aggregator ⁴ . NB: It is not foreseen to provide a RSS aggregator in EUR-Lex for public users. For registered users, Cf. Error! Reference source not found. Error! Reference source not found..
Exception mgt	
Button or links	
Mock-up reference	
Priority level	Mandatory

4.4.2 Social Network

EUR-Lex' social network should be a place where users ask, consult and answer questions in a "Yahoo! Answers" way.

It is not intended to be a place where people would possibly discuss the Union policies, etc. It should be a one-to-one exchange platform focused on EUR-Lex: somebody anonymously asks a question, somebody else from the network, answers, also anonymously (unless one chooses to disclose one's identity) hence the necessity when registering to give one's profile (domain of expertise, interests) so that the network engine directs the question to the right people.

Since it is a one-to-one exchange platform, translation is not necessary. Some kind of loose monitoring is nevertheless necessary.

This social network tool might be used by other PUBLICATIONS OFFICE websites. As well, if a tool is used by another PUBLICATIONS OFFICE website, it may be used for EUR-Lex.

⁴ Client software or a Web application which aggregates syndicated web content such as news headlines, blogs, podcasts, and vlogs in a single location for easy viewing (cf. Wikipedia).

Feature	FO-COM-03. Social network – search for questions
Access	Public
Scope	Social network
Input /pre-requisites	<p>The form fields are (non exhaustive):</p> <ul style="list-style-type: none"> • Question status (Mandatory – Select list (All questions, open questions, resolved questions)) • Theme (Mandatory – Select list (Ex: All theme, EUR-Lex use, etc.)) • Query text box (Mandatory – Text input) <p>For security reasons it is recommended to use CAPTCHA or equivalent mechanism.</p>
Behaviour	The list of matching questions is displayed below the filled search form.
Exception mgt	
Button or links	FO-COM-05. Social network – Ask a question FO-UAC-06.
Mock-up reference	Figure 11. Social network home page (Search for questions)
Priority level	Mandatory

Feature	FO-COM-04. Social network – Display latest questions
Access	Public
Scope	Social network
Input /pre-requisites	
Behaviour	<p>Here are listed the X latest open questions and the X latest resolved questions, where X is an administration setting. For each question are displayed:</p> <ul style="list-style-type: none"> • Question name • Date • Nickname/alias of the author • Theme • Number of answers
Exception mgt	
Button or links	FO-COM-06. Social network – Display open question FO-COM-10. Social network – Display resolved questions
Mock-up reference	Figure 11. Social network home page (Latest questions)
Priority level	Mandatory

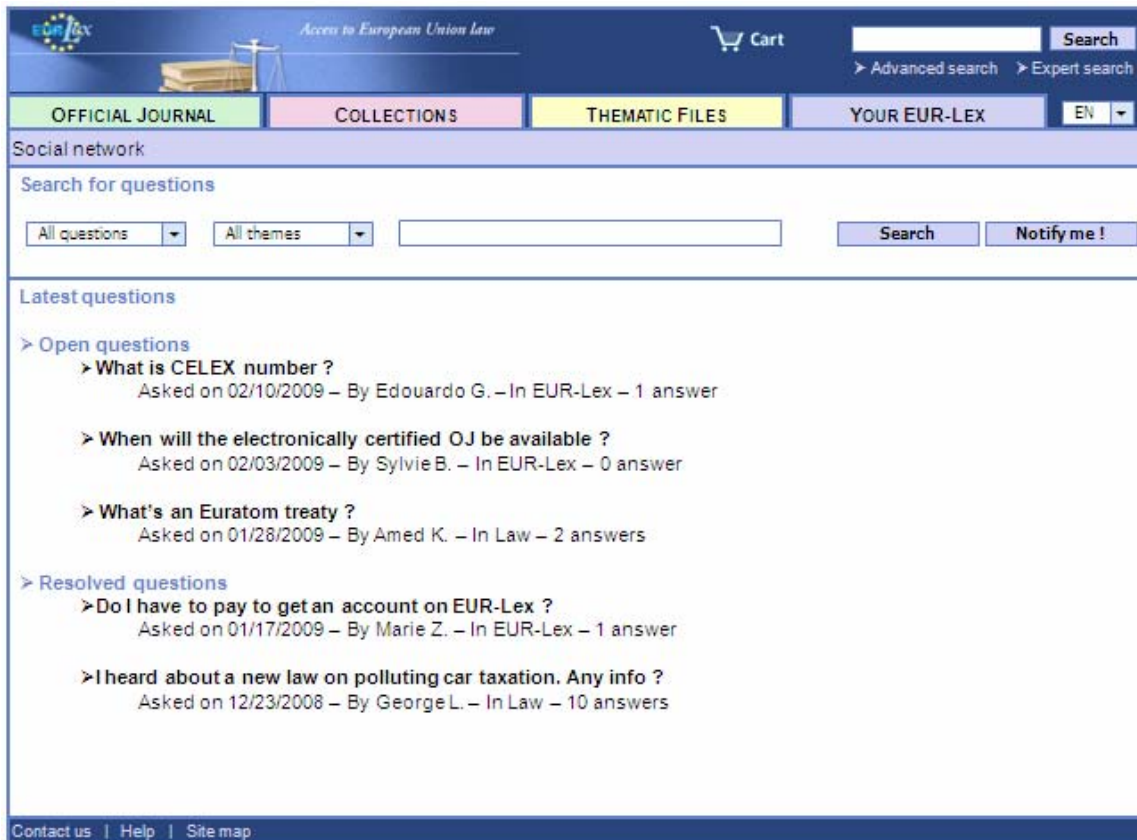


Figure 11. Social network home page

Feature	FO-COM-05. Social network – Ask a question
Access	Public
Scope	Social network
Input /pre-requisites	The form fields are (non exhaustive): <ul style="list-style-type: none"> • Name (Mandatory – Text input) • Description (Mandatory – Text input) • Connected content (Optional – File input) • Expiration date (optional – calendar)
Behaviour	The question is added to open questions.
Exception mgt	
Button or links	
Mock-up reference	
Priority level	Mandatory

Feature	FO-COM-06. Social network – Display open question
Access	Public
Scope	Social network
Input /pre-requisites	
Behaviour	<ul style="list-style-type: none"> • The question is displayed: <ul style="list-style-type: none"> ○ Name ○ Description ○ Date ○ Nickname/alias of the author ○ Time left to answer • The answers are displayed, better evaluated first, then newer to older: <ul style="list-style-type: none"> ○ Answer ○ Date ○ Nickname/alias of the author
Exception mgt	
Button or links	FO-COM-07. Social network – Answer a question FO-COM-08. Social network – Report abuse on a question or an answer FO-COM-09. Social network – Evaluate the answer
Mock-up reference	Figure 12. Social network – Display open question
Priority level	Mandatory

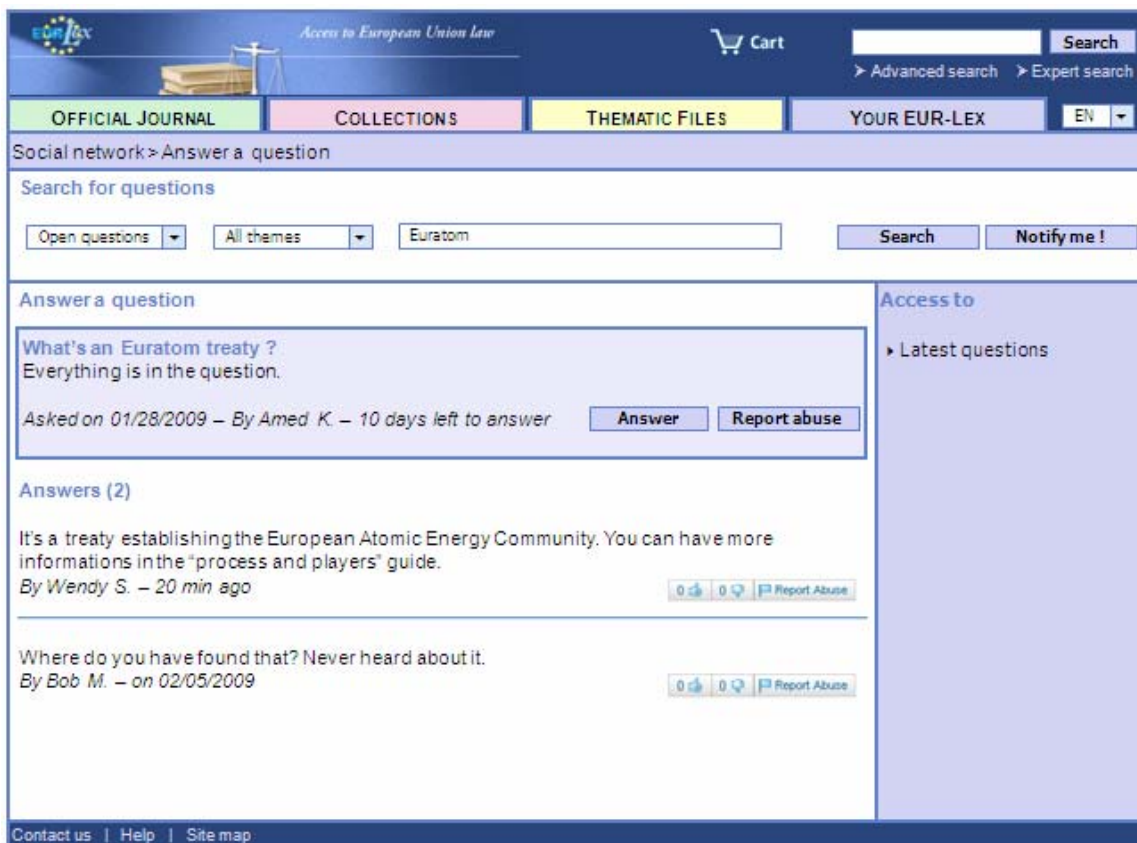


Figure 12. Social network – Display open question

Feature	FO-COM-07. Social network – Answer a question
Access	Registered users
Scope	Social network
Input /pre-requisites	The form field is: Answer (Mandatory – Text input)
Behaviour	The user is redirected to the question screen where the new answer is listed.
Exception mgt	
Button or links	
Mock-up reference	
Priority level	Mandatory

Feature	FO-COM-08. Social network – Report abuse on a question or an answer
Access	Registered users
Scope	Social network
Input /pre-requisites	The form field is: Report description (Mandatory – Text input)
Behaviour	The report is sent to the social network moderator (email or dashboard).
Exception mgt	
Button or links	
Mock-up reference	
Priority level	Mandatory

Feature	FO-COM-09. Social network – Evaluate the answer
Access	Public
Scope	Social network
Input /pre-requisites	
Behaviour	Users can evaluate the relevancy of the answer (binary: good – bad). The number of good and of bad evaluations is updated.
Exception mgt	
Button or links	
Mock-up reference	
Priority level	Mandatory

Feature	FO-COM-10. Social network – Display resolved questions
Access	Public
Scope	Social network
Input /pre-requisites	
Behaviour	<ul style="list-style-type: none"> • The question is displayed: <ul style="list-style-type: none"> ○ Name ○ Description ○ Date ○ Nickname/alias of the author ○ Time left to answer • The answers are displayed, better evaluated first, then newer to older: <ul style="list-style-type: none"> ○ Answer ○ Date ○ Nickname/alias of the author
Exception mgt	
Button or links	
Mock-up reference	
Priority level	Mandatory

4.4.3 User's feedback

The new EUR-Lex should allow receiving feedback from its users for different elements of the portal, in a form of surveys, polls, suggestions, comments, ratings, etc.

4.5 User account

PUBLICATIONS OFFICE wants to develop the user account giving access to customization features.

4.5.1 Sign-in form

Feature	FO-UAC-01. Create a user account
Access	Public
Scope	User account
Input /pre-requisites	<p>The form fields are:</p> <ul style="list-style-type: none"> • User ID (Mandatory – Text input) • Password (Mandatory – Text input) • Password - confirmation (Mandatory – Text input) • E-mail address (Mandatory – Text input) • Reproduce security image (Mandatory – Image / Text input). A random image containing a deformed code is displayed and the user has to reproduce the code to prove that he is no robot. • Question to ask in case of lost password (Mandatory – Text input) • Answer (Mandatory – Text input)
Behaviour	<ul style="list-style-type: none"> • A registration email is sent to the address specified in the form. The user has to reply the email to register. • On receipt of the answer, the user account is created and the user can immediately log-in and set his preferences.
Exception mgt	A message appears clearly to indicate the error.
Button or links	
Mock-up reference	
Priority level	Mandatory

Feature	FO-UAC-02. Sign-in form
Access	Public
Scope	User account
Input /pre-requisites	<p>The form fields are:</p> <ul style="list-style-type: none"> • User ID (Mandatory – Text input). The login should be different from the user's email address which might change. • Password (Mandatory – Text input). All characters should be managed (upper and lowercase, numbers, special characters). <p>PUBLICATIONS OFFICE will define later if a SSO system may be implemented for users of the EU institutions.</p>
Behaviour	<ul style="list-style-type: none"> • The user is logged-in • A personalized welcome is displayed • A log-out button appears • His preferences are applied • He is given access to the personalization features
Exception mgt	<p>If the user ID or the password is unknown,</p> <ul style="list-style-type: none"> • The unknown field(s) are emptied • A message appears clearly to indicate the error <p>If the login is known and three unsuccessful tries have been done, the account is blocked. To unblock his account, the user should contact the helpdesk.</p>
Button or links	FO-UAC-01. Create a user account FO-UAC-03. Remind forgotten password
Mock-up reference	
Priority level	Mandatory

Feature	FO-UAC-03. Remind forgotten password
Access	Public
Scope	User account
Input /pre-requisites	The "Login" field of the sign-in form should be filled with a known login.
Behaviour	A email containing the password is sent to the user's email address
Exception mgt	A message appears clearly to indicate the error If the user doesn't remember his login, he should contact the helpdesk.
Button or links	
Mock-up reference	
Priority level	Mandatory

4.5.2 Preferences

Feature	FO-UAC-04. Set language preferences
Access	Registered users
Scope	EUR-Lex user interface
Input /pre-requisites	The form fields are: <ul style="list-style-type: none"> • Preferred language 1 (Optional – Select list) • Preferred language 2 (Optional – Select list) • Preferred language 3 (Optional – Select list)
Behaviour	The contents are displayed by default in the preferred language 1; if not available, in the preferred language 2; if not available, in the preferred language 3; if not available, the administrator settings are applied.
Exception mgt	
Button or links	
Mock-up reference	
Priority level	Mandatory

Feature	FO-UAC-05. Set search results display preferences
Access	Registered users
Scope	EUR-Lex user interface – search results (simple, advanced and expert search)
Input /pre-requisites	The form fields are (non exhaustive): <ul style="list-style-type: none"> • Number of documents per page (Optional – Select list) • Default sort criteria 1 (Optional – Select list) • Default sort criteria 2 (Optional – Select list) • Default sort criteria 3 (Optional – Select list)
Behaviour	By default, the user settings are applied.
Exception mgt	
Button or links	
Mock-up reference	
Priority level	Mandatory

4.5.3 Personalized RSS feed

Feature	FO-UAC-06. Manage a personalized RSS feed
Access	Registered users
Scope	Personalized RSS feed
Input /pre-requisites	A search must have been performed.
Behaviour	<ul style="list-style-type: none"> • The user is redirected to the personalized RSS feed management • The user can manage his saved feeds • The user can pick up feeds from a list of pre-defined feeds
Exception mgt	
Button or links	
Mock-up reference	
Priority level	Mandatory

4.5.4 Cart

A personalized cart will enable users to perform further actions on contents they have selected.

Feature	FO-UAC-07. Display the cart
Access	Registered users
Scope	Content (legal and editorial)
Input /pre-requisites	
Behaviour	All documents stored in the cart are listed and can be displayed by a simple click (cf. FO-CST-21. Display legal content and FO-CST-33. Display editorial content) NB: The cart content will be automatically saved for future sessions.
Exception mgt	
Button or links	FO-UAC-08. Print a cart content FO-UAC-09. Send cart content by FO-UAC-10. Suppress content from the cart
Mock-up reference	
Priority level	Mandatory

Feature	FO-UAC-08. Print a cart content
Access	Registered users
Scope	Content (legal and editorial)
Input /pre-requisites	
Behaviour	The user can choose : <ul style="list-style-type: none"> the metadata he wants to print with the content (depending on the type of content) the format of the printable version of the content (HTML or PDF) The printable version of the content is produced and displayed. The default printing window is open.
Exception mgt	
Button or links	
Mock-up reference	
Priority level	Mandatory

Feature	FO-UAC-09. Send cart content by email
Access	Registered users
Scope	Content (legal and editorial) and bibliographic notices
Input /pre-requisites	The form fields are (non exhaustive): <ul style="list-style-type: none"> Receivers (mandatory – Text input) Object (optional – Text input). Default object can be set in the administration settings (cf. 5.4.3 Front-end configuration) Body (optional – Text input). Default body can be set in the administration settings (cf. 5.4.3 Front-end configuration)
Behaviour	The URL of the content or its bibliographic notice is filled in the message body. All fields are editable before sending.
Exception mgt	
Button or links	
Mock-up reference	
Priority level	Mandatory

Feature	FO-UAC-10. Suppress content from the cart
Access	Registered users
Scope	Content (legal and editorial)
Input /pre-requisites	
Behaviour	The content is suppressed from the cart.
Exception mgt	
Button or links	
Mock-up reference	
Priority level	Mandatory

4.5.5 Web services

Feature	FO-UAC-11. Subscribe to web services from the list
Access	Registered users
Scope	Web services
Input /pre-requisites	
Behaviour	Users can access a list of all available web services ⁵ . They are displayed with their name, description.
Exception mgt	
Button or links	
Mock-up reference	
Priority level	Mandatory

⁵ The list of web services will be defined later and will at least include search features.

5 Back office

5.1 Web Content Management System

The Back-Office or EUR-Lex will provide EUR-Lex administrators tools to:

- Manage the organization of content throughout the site
- Manage the contents themselves. The contents may be :
 - Content generated through the PUBLICATIONS OFFICE production chains
 - Content from external sources
 - Editorial content generated by EUR-Lex contributors
- Manage other administration features: users management, statistics, etc.

The major part or the features concerning content should rely on a Content Management System (CMS).

A CMS makes it easier for people to create, edit and publish content on a website. Historically, website publishing has required significant technical skills (HTML, programming). Current CMS allow non-technical authors and editors to publish their contents.

In a CMS are clearly distinguished:

- The **content models**, i.e. the way contents are organized and displayed on the site. This organization includes the hierarchy of pages within a site, the way different contents are displayed and assembled in a page, graphics and style applying to different contents; for each type of content element (page, page section, block/type of content, etc.) a content model includes all display settings. Administrators may configure these content models to get the required site outfit.
- The **contents** themselves: text, data, pictures, videos, etc. These contents are created and validated by contributors. CMS tools take into account the different features of content management: authoring, versioning, life-cycle management, validation process, display, etc.

The main functions expected from the Web Content Management System are:

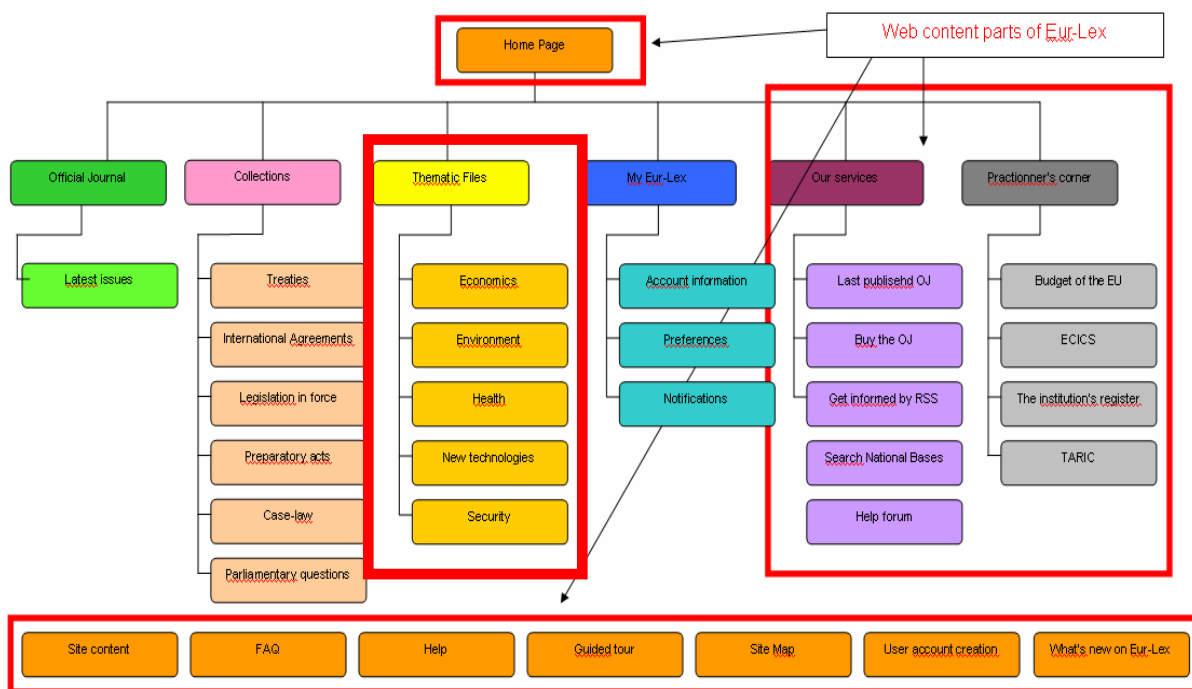
- Management of content models
 - Create and edit a page of content,
 - Create and edit a content model (attributes, form),
 - The management of content models includes the management of graphical features applied to content models: CSS, templates, etc.),
- Management of contents
 - Create / Modify content,
 - Manage multilingual content
 - Sort / filter content and content types
 - Publish/Undo the publication of a content,
 - Move / Copy / Delete a content,
 - Track modifications on a content,
 - Workflows (production, translation, approval, etc.)
 - Others

- In the following sections:
 - Content models management is included in the next section “Management of content models”, as some features apply to legislative content produced by PUBLICATIONS OFFICE and to editorial content produced specifically for the EUR-Lex site
 - Content management features is dealt with in the §. 5.3.6. Management of editorial content. “Management of editorial content” section

5.2 Management of content models

5.2.1 EUR-Lex sitemap

The figure below represents a possible sitemap for the future EUR-Lex Website. The sections marked in red are the parts where may exist editorial contents (these sections are not exhaustive).



Please note that the editorial content can be also part of a dynamic page like “the latest issues” in the Official journal section.

5.2.2 Content types

The content that can be published through the contribution process is web oriented content. The content can consist of simple or rich text, files, links, images, videos, etc., links to external or internal content.

This includes (non exhaustive list):

1. A page of content (“Process and Players” for example)
2. A section in a page (Introductory Text of a section for example),
3. A subset of a page (News on the Home Page, etc.),

4. A group of internal links to content within EUR-Lex (for example, to create a « Thematic file », a list of such links being displayed on one or several levels)
5. RSS feeds
 - o from other sites (www.europa.eu for example),
 - o from EUR-Lex to re-users of the EUR-Lex content,

Contents belonging to this type will be displayed through specific components. These components may be provided by the CMS tool or developed specifically.

An ID will have to be unique and stable and could be the Celex number for all regular content or the unique EUR-Lex identifier for the content created within EUR-Lex (however, it must be noticed that a given Celex can be constituted of several PDFs, and so more than one document file can be found for a given CELEX identifier. The next EUR-Lex will be able to deal with this feature).

The following content types (not exhaustive) are presented in order to give the best possible idea of what is expected:

Name of the content type	BO-CTT-01. Page of editorial content
Description	<p>Inside a page of editorial content, the type of contents can be different (News, FAQ, links, etc.).</p> <p>A page of content is a page where an administrator can add/edit/ delete contents.</p> <p>The page of web content can be mixed up with regular content (OJ, treaties, etc.). This means that, on the same page, we can have an introductory text to a dynamic list of documents not managed by the WCM component.</p>
Specialization	<p>These pages are examples of pages where we can find editorial content</p> <ul style="list-style-type: none"> • Site Content • Guided Tour • Help • FAQ • What's New on EUR-Lex • Site Map • User account creation • Last published OJ • Buy the OJ • Get informed by RSS • Search National Bases • Budget of the EU • ECICS • The institutions' register • TARIC • SCADPlus • Process and Players • Legislative drafting • Etc.
Specific attributes	<p>Formats:</p> <ul style="list-style-type: none"> • HTML <p>Attributes (not exhaustive):</p> <ul style="list-style-type: none"> • Section • Subsection • Name of the page • Main text • Etc.
Links with view and presentation	
Links with other contents (named relationships)	
Ref to user interface N°	

Name of the content type	BO-CTT-02. News
Description	
Specialization	<ul style="list-style-type: none"> • News for the homepage • News for a specific section in EUR-Lex Etc.
Specific attributes	<p>Formats:</p> <ul style="list-style-type: none"> • HTML <p>Attributes (not exhaustive):</p> <ul style="list-style-type: none"> • 1 Title (text) • 1 Introduction text (rich text) • 1 Main text (rich text) • 1 Link • 1 image/video/flash content • 1 Publication date (by default, the current day) • 1 Withdraw date • Tags (text)
Links with view and presentation	
Links with other contents (named relationships)	
Ref to user interface N°	

Name of the content type	BO-CTT-03. Group of internal links to content within EUR-Lex
Description	Thematic files are collections of legal documents on specific fields of EU activity (legislative instruments, preparatory acts, case law, parliamentary questions, etc.).
Specialization	<ul style="list-style-type: none"> • Thematic file on European health strategy • Thematic file on endangered species • Etc.
Specific attributes	<p>Formats:</p> <ul style="list-style-type: none"> • HTML <p>Attributes (not exhaustive):</p> <ul style="list-style-type: none"> • 1 Title (text) • 1 Introduction text (rich text) • Link 1 (to OJ, treaty, etc.) • Link 2 • Link, etc. <ul style="list-style-type: none"> • 1 Publication date (by default the current day) • 1 Withdraw date • Eurovoc Tags (text) • Etc.
Links with view and presentation	
Links with other contents (named relationships)	
Ref to user interface N°	

Name of the content type	BO-CTT-04. FAQ
Description	The frequently asked questions help the users to find answers on general or specific topics
Specialization	
Specific attributes	<p>Formats:</p> <ul style="list-style-type: none"> • HTML <p>Attributes (not exhaustive):</p> <ul style="list-style-type: none"> • 1 Title (text) • Question 1 (rich text) • Answer 1 (rich text) • Question 2(rich text) • Answer 2 (rich text) • Question X(rich text) • Answer X (rich text) • 1 Link for each Q/A <ul style="list-style-type: none"> • 1 image/video/flash content for each Q/A • 1 Publication date (by default the current day) for each Q/A • Tags (text) for each Q/A <p>Please note that this is just an example, the questions or the answers could require a specific content model</p>
Links with view and presentation	
Links with other contents (named relationships)	
Ref to user interface N°	

Name of the content type	BO-CTT-05. Group of links to PUBLICATIONS OFFICE documents organized in a multilevel directory
Description	<p>This content type allows administrators to display categorized lists of links to PUBLICATIONS OFFICE documents (the "Thematic files" content type is an unstructured list of documents) .</p> <p>Each level of the directory refers to a metadata: documents with the same value of the metadata are grouped in the directory. The same logic applies to different levels.</p> <p>An interface to manage these repositories should be proposed, at least to choose the metadata organizing the different levels.</p>
Specialization	
Specific attributes	<p>Formats:</p> <ul style="list-style-type: none"> • HTML <p>Attributes (not exhaustive):</p> <ul style="list-style-type: none"> • Metadata used for the 1st level hierarchy • Metadata used for the 2nd level hierarchy • Metadata used for the 3rdlevel hierarchy • Etc. <p>The metadata used for displaying documents lists are identical to those for groups of documents</p> <ul style="list-style-type: none"> • 1 Title (text) • 1 Introduction text (rich text) • Link 1 (to OJ, treaty, etc.) • Link 2 • Link, etc. <ul style="list-style-type: none"> • 1 Publication date (by default the current day) • 1 Withdraw date • Eurovoc Tags (text)
Links with view and presentation	
Links with other contents (named relationships)	
Ref to user interface N°	

5.2.3 Content Models

Reference number	BO-WCM-01. Create a page of content
Description	<p>This feature is designed to create a page of content by adding in it different types of contents as described in 5.2.2. Content types.</p> <p>Note that a type of content (list of news, news, poll, editorial part of a page, documents list, etc.) is seen through a specific display component.</p> <p>In fact, this feature will be used when the editorial team will need to (re-)arrange a page by adding a type of content via a specific page design interface (for example a poll in the homepage).</p>
Access (Public or Restricted)	Restricted
Pre-requisites	
Input (mandatory(M) / optional (O))	The list of available components classified by types of contents or content
Output (mandatory(M) / optional (O))	The page is created
Links with other features	
See also	
Ref to user interface N°	
Exceptions	
Priority level (mandatory(M) / optional (O))	Mandatory

Reference number	BO-WCM-02. Modify a page of content
Description	<p>This feature is designed to modify a page of content by adding in it different types of contents as described in 5.2.2. Content types.</p> <p>Note that a type of content (list of news, news, poll, editorial part of a page, documents list, etc.) is seen through a specific display component.</p> <p>In fact, this feature will be used when the editorial team will need to (re-)arrange a page by adding a type of content via a specific page design interface (for example a poll in the homepage).</p>
Access (Public or Restricted)	Restricted
Pre-requisites	The page model that has to be modified exists
Input (mandatory(M) / optional (O))	The list of available components classified by types of contents or content
Output (mandatory(M) / optional (O))	The page is modified
Links with other features	
See also	
Ref to user interface N°	
Exceptions	
Priority level (mandatory(M) / optional (O))	Mandatory

Reference number	BO-WCM-03. Delete a page of content
Description	This feature is designed to delete a page of content
Access (Public or Restricted)	Restricted
Pre-requisites	The page model that has to be deleted exists
Input (mandatory(M) / optional (O))	The administrator selects the page he wants to delete and use the feature
Output (mandatory(M) / optional (O))	The page is deleted and no more available on the front-office website
Links with other features	
See also	
Ref to user interface N°	
Exceptions	This feature has to be used carefully, when the page is deleted, it is no more available on the front-office website
Priority level (mandatory(M) / optional (O))	Mandatory

Reference number	BO-WCM-04. Create a new content model
Description	<p>This feature is designed to create content models in order to create contents from this model.</p> <p>In fact, this feature will be used when the editorial team will need a new type of content for example to publish video within a very specific type of news. In order to do that, the administrator will have to create a new model with the following attributes:</p> <ul style="list-style-type: none"> • Name of the model • Type of the model (here 'news') • Attributes <ul style="list-style-type: none"> ○ Name of the news ○ Main text ○ Attached video ○ etc. <p>As stated before, the content management system separates the design of how the content is displayed on the front office site from the content itself. Though, the creator of the previous model will have also to set the design of the content.</p>
Access (Public or Restricted)	Restricted
Pre-requisites	
Input (mandatory(M) / optional (O))	<p>The creator of the model has to fill the following attributes (not exhaustive)</p> <ul style="list-style-type: none"> • Name of the model • Type of the model • Attribute 1 with the type of the attribute (rich text, type of media, tags, etc.) • Attribute 2 with the type of the attribute (rich text, type of media, tags, etc.) • Attribute 3 with the type of the attribute (rich text, type of media, tags, etc.) • Etc. <p>He also has to set the design of how the model will be displayed on the front office site (style sheet).</p>
Output (mandatory(M) / optional (O))	The content model is created and is stored in the back-office structure.
Links with other features	
See also	
Ref to user interface N°	
Exceptions	<p>If one of the mandatory attributes is missing, the content model can't be created.</p> <p>The name of the model has to be unique.</p>
Priority level (mandatory(M) / optional (O))	Mandatory

Reference number	BO-WCM-05. Create a content model from an existing model
Description	This feature is designed to create content models as described in 5.2.2. Content types from an existing model. This feature will be used when the administrator needs to create a new content model which is really similar to one already existing.
Access (Public or Restricted)	Restricted
Pre-requisites	The content model that has to be reused exists
Input (mandatory(M) / optional (O))	<p>The administrator selects the existing model and uses the feature to create a content model from an existing one. Then he sees all the attributes of the existing content model and he can add, delete or modify attributes from the following list (not exhaustive):</p> <ul style="list-style-type: none"> • Name of the model • Type of the model • Attribute 1 with the type of the attribute (rich text, type of media, tags, etc.) • Attribute 2 with the type of the attribute (rich text, type of media, tags, etc.) • Attribute 3 with the type of the attribute (rich text, type of media, tags, etc.) • Etc.
Output (mandatory(M) / optional (O))	The content model is created and is stored
Links with other features	
See also	
Ref to user interface N°	
Exceptions	<p>If one of the mandatory attributes is missing, the content model can't be created</p> <p>The name of the model has to be unique</p>
Priority level (mandatory(M) / optional (O))	Mandatory

Reference number	BO-WCM-06. Edit a content model
Description	This feature is designed to modify content models.
Access (Public or Restricted)	Restricted
Pre-requisites	The content model that has to be modified exists
Input (mandatory(M) / optional (O))	The administrator sees all the attributes of the existing content model. Then, he can add, delete or modify attributes from the list.
Output (mandatory(M) / optional (O))	The content model is modified and stored in the back-office structure. All the content related to this content model is updated (front office + back office)
Links with other features	
See also	
Ref to user interface N°	
Exceptions	<p>If one of the mandatory attributes is missing, the content model can't be validated.</p> <p>The name of the model has to be unique.</p>
Priority level (mandatory(M) / optional (O))	Mandatory

Reference number	BO-WCM-07. Delete a content model
Description	This feature is designed to delete content model
Access (Public or Restricted)	Restricted
Pre-requisites	The content model that has to be deleted exists
Input (mandatory(M) / optional (O))	The administrator selects the existing model and uses the feature to delete a content model
Output (mandatory(M) / optional (O))	The content model is modified and all the content generated from this model is removed from the front office website This feature has to be used with caution
Links with other features	
See also	
Ref to user interface N°	
Exceptions	
Priority level (mandatory(M) / optional (O))	Mandatory

5.3 Content

5.3.1 Content types

Documents are produced in one or multiple format(s). Features applying to these documents should be as much as possible available, with the same Behaviour for the different formats; but some features may be format-dependant.

Name of the content type	BO-CPC-01. Official Journal of the European Union (OJ)
Description	The OJ is the source of authority in matters of European law. The OJ is the only periodic publication published every working day in each of the official languages of the European Union.
Specialization	<ul style="list-style-type: none"> • OJ-L (L for legislation) • OJ-L M • OJ-C (C for information and notices) • OJ-C A • Special editions (in the languages of the enlargements)
Formats	<ul style="list-style-type: none"> • TOC : XML • Acts : 1 PDF + 1 FORMEX per act
Links with view and presentation	
Links with other contents (named relationships)	
Ref to user interface N°	Figure 7. Official Journal - Home page Figure 8. Official Journal - Table of content

Name of the content type	BO-CPC-02. Treaties
Description	Treaties constitute the legal structure of the European Communities and the European Union. Each Treaty gives rise to one document. <u>Each individual article, protocol, annex, is considered separately, and gives rise to one specific bibliographic notice</u>
Specialization	<ul style="list-style-type: none"> • Treaty on European Union • Treaty establishing the European Community • Treaty establishing the European Atomic Energy Community • Accession Treaties • Other treaties and protocols
Formats	<ul style="list-style-type: none"> • PDF + Formex
Links with view and presentation	
Links with other contents (named relationships)	
Ref to user interface N°	

Important: it should be taken into account that a Treaty should be seen from 3 different points of view:

- an object published in the OJ (toc + pdf)
(see for instance <http://eur-lex.europa.eu/JOHtml.do?uri=OJ:C:2008:115:SOM:FR:HTML>)
- an "editorial object": (<http://eur-lex.europa.eu/fr/treaties/dat/12003T/htm/12003T.html>) (html page(s))
- after documentary and legal analysis is done, an ensemble of documentary notices (one notice per article, annex, protocol...). Each notice is an html page with links to html and sometimes pdf files.
(See <http://eur-lex.europa.eu/LexUriServ/LexUriServ.do?uri=CELEX:12008E235:FR:NOT> or <http://eur-lex.europa.eu/LexUriServ/LexUriServ.do?uri=CELEX:12008E/AFI/DCL/64:FR:NOT>)

Name of the content type	BO-CPC-03. International agreements
Description	These documents include agreements concluded by the European Community with non-Member States or with international organizations in their specific areas of responsibility.
Specialization	<ul style="list-style-type: none"> • Agreements with non-Member States • Acts of bodies created by International agreements • Acts of parliamentary bodies created by International agreements
Formats	<ul style="list-style-type: none"> • PDF + Formex
Links with view and presentation	
Links with other contents (named relationships)	
Ref to user interface N°	

Name of the content type	BO-CPC-04. Legislation
Description	Legislation covers binding legislation but also certain important non-binding acts (resolutions, Council conclusions, codes of conduct) considered to be important by the institutions.
Specialization	<ul style="list-style-type: none"> • Regulations • Directives • Decisions • Other acts • Agreements with non-Member States or international organizations • Agreements between Member States • Acts of bodies created by international agreements
Formats	<ul style="list-style-type: none"> • PDF + Formex
Links with view and presentation	
Links with other contents (named relationships)	
Ref to user interface N°	

Name of the content type	BO-CPC-05. Preparatory acts
Description	The term 'preparatory acts' covers all documents corresponding to any of the various steps of the legislative or budgetary procedures
Specialization	<ul style="list-style-type: none"> • Commission proposals and opinions • Initiatives by the Member States • Council common positions • Legislative resolutions of the European Parliament • Opinions of Committees • Other opinions/recommendations • Commission communications • Reports from the Court of Auditors • Other documents
Formats	<ul style="list-style-type: none"> • PDF + DOC
Links with view and presentation	
Links with other contents (named relationships)	
Ref to user interface N°	

Name of the content type	BO-CPC-06. Case law
Description	Case-law is constituted by the judgments and orders of the Court of Justice, the Court of First Instance and the Civil Service Tribunal together with the opinions of the Advocates General and the opinions of the Court. These documents are made available as early as one hour after the reading.
Specialization	<ul style="list-style-type: none"> • Judgment (Court of Justice, Court of First Instance , Civil Service Tribunal) • Order (Court of Justice, Court of First Instance , Civil Service Tribunal) • Court's opinion (Court of Justice) • Advocate General's opinion (Court of Justice)
Formats	<ul style="list-style-type: none"> • XML
Links with view and presentation	
Links with other contents (named relationships)	
Ref to user interface N°	

Name of the content type	BO-CPC-07. Parliamentary questions
Description	These documents gather the written or oral answers to the questions addressed by the members of the European Parliament to the Commission and to the Council.
Specialization	<ul style="list-style-type: none"> • Written questions • Oral questions • Questions at question time
Formats	<ul style="list-style-type: none"> • PDF
Links with view and presentation	
Links with other contents (named relationships)	
Ref to user interface N°	

Name of the content type	BO-CPC-08. Consolidation of legislation (Consleg)
Description	<p>Many acts have been amended many times making the reading of those acts difficult.</p> <p>Aim of consolidation:</p> <ul style="list-style-type: none"> • To facilitate the reading of the amended acts. • To make Community law more accessible. <p>Definition and value of consolidation:</p> <ul style="list-style-type: none"> • Integration into a single act, without any legal standing, of a basic act of Community legislation and its amendments and successive corrections. • Operation of clarification conducted by the Publications Office on behalf of the European institutions (the consolidated acts have only a documentary value, not legal).
Specialization	
Formats	<ul style="list-style-type: none"> • PDF
Links with view and presentation	
Links with other contents (named relationships)	
Ref to user interface N°	

5.3.2 Deep linking

Deep linking is used to bring the user to a specific page of the portal or to a specific document or its part.

This chapter presents an important requirement regarding EUR-Lex and concerning the links between the documents and their parts accessible through the EUR-Lex site.

It is required that the links are re-written in such a way that it makes easily to use them from outside (i.e. other portals.) It is recommended that the links are descriptive.

It is required that the portal is optimised to be efficiently indexed with the major web search engines.

Reference number	BO-UDP-01. Deep linking to internal contents
Description	<p>This feature is designed to provide a way to navigate within EUR-Lex content by clicking on links inside a document referring to another document or to a set of documents via its metadata.</p> <p>During the loading of a document, an automated process (to be designed)insure that the links contained in a notice are working This means that the administrator will have an interface that allows him to:</p> <ul style="list-style-type: none"> • Search for internal EUR Lex documents • Link easily these documents to a given document • Visualize, for a given document, all documents quoting this document, and all documents quoted by this document
Access (Public or Restricted)	Restricted
Pre-requisites	The document contains links to other documents in its metadata is ready to be uploaded into EUR-Lex
Input (mandatory(M) / optional (O))	A document with a notice containing at least one link to another document
Output (mandatory(M) / optional (O))	The document is available on EUR-Lex and can be linked to other contents
Links with other features	
See also	Description of the existing system (annex)
Ref to user interface N°	
Exceptions	If the metadata doesn't contain links, the document can't be linked to other documents
Priority level (mandatory(M) / optional (O))	Mandatory

Reference number	BO-UDP-02. Deep linking to external contents and editorial contents within EUR-Lex
Description	<p>This feature is designed to manually create links to external contents, permanent links to internal contents (regular contents (OJ, treaties, etc.) or editorial contents (news, etc.)) from others editorial contents.</p> <p>This means that the administrator will have an interface that allows him to:</p> <ul style="list-style-type: none"> • Search for internal documents (OJ, news, etc.) • Link easily these documents to a news or a thematic file for example • Add links to external contents
Access (Public or Restricted)	Restricted
Pre-requisites	An editorial content is ready to be published on EUR-Lex
Input (mandatory(M) / optional (O))	An editorial content
Output (mandatory(M) / optional (O))	Editorial content linked to others contents (external or internal)
Links with other features	
See also	Description of the existing system (annex)
Ref to user interface N°	
Exceptions	
Priority level (mandatory(M) / optional (O))	Mandatory

Reference number	BO-UDP-03. . Detect erroneous links
Description	This feature is designed to avoid situations where a user clicks on a deep- link, and no document is attached to that link. The system should detect erroneous links and ensure automatically that links displayed in the metadata lead to a document existing in the database (the documents may have been deleted after initial loading)
Access (Public or Restricted)	Public
Pre-requisites	A content featuring deep-links published on EUR-Lex
Input (mandatory(M) / optional (O))	A list of links leading to other documents
Output (mandatory(M) / optional (O))	A list of verified links
Links with other features	
See also	
Ref to user interface N°	
Exceptions	
Priority level (mandatory(M) / optional (O))	Mandatory

5.3.3 Explanatory texts on legislative acts or preparatory documents

A future integration of explanatory texts is foreseen. Ideally, EUR-Lex should detect and send alerts to the EUR-Lex editors so that, each time a document is modified in EUR-Lex, they may adapt the explanatory texts.

5.3.4 Management of multilingualism

As stated before, EUR-Lex is considered as the central public access point to the European law. EUR-Lex repository contains currently about 3.650.000 documents in 23 languages. It is really important to understand that the website and the documents linguistic version (if they exist) must have an equal rendition whatever is the chosen language of navigation.

Reference number	BO-MLG-01. Management of multilingualism
Description	This feature is more a global requirement for the EUR-Lex system. It must be assured that : <ul style="list-style-type: none"> • The system will allow all the information in all languages to fit in the future system architecture • The system is native Unicode. • The default language version (to be determined in the portal preferences) of a document will be displayed when a document doesn't exist in a specific language
Access (Public or Restricted)	Restricted
Pre-requisites	The contents exist in all language
Input (mandatory(M) / optional (O))	NR
Output (mandatory(M) / optional (O))	NR
Links with other features	
See also	
Ref to user interface N°	
Exceptions	If a content doesn't exist in a particular language, the default language (to be determined) is displayed
Priority level (mandatory(M) / optional (O))	Mandatory

5.3.5 Exceptions management

Some operations have to be launched in order to:

- Control availability of the system and its content,
- Identify missing information.

Reference number	BO-EXM-01. Control of the availability of the system and its content
Description	This feature enables the monitoring of the EUR-Lex system availability through different manual and automated controls
Access (Public or Restricted)	Restricted
Pre-requisites	
Input (mandatory(M) / optional (O))	The system have to log different information on (not exhaustive): <ul style="list-style-type: none"> • The availability of the home page • The availability of the "Official Journal" page • The availability of the search functions • Etc.
Output (mandatory(M) / optional (O))	A user interface reporting on all the points cited previously. If there is anomaly, the system has to report it to the administrator and give access to the proper emergency procedure. A message is send to confirm the process has been completed
Links with other features	
See also	
Ref to user interface N°	
Exceptions	
Priority level (mandatory(M) / optional (O))	Mandatory

Reference number	BO-EXM-02. Identifying missing information
Description	<p>This feature is designed to identify the missing documents on the dissemination site. This means that a document which is expected to be published on the website is not present.</p> <p>A user interface where the administrator can search for the different types of documents in the database (not in the website) will be proposed</p>
Access (Public or Restricted)	Restricted
Pre-requisites	A document seems to be missing on the dissemination site while it is expected to be published
Input (mandatory(M) / optional (O))	<p>For each type of documents (refer to 5.3.1. Content types), the form has the following attributes (not exhaustive):</p> <ul style="list-style-type: none"> • The CELEX number • The first key • The URN • The date of publication • The DOI • Etc.
Output (mandatory(M) / optional (O))	<p>A list of results:</p> <ul style="list-style-type: none"> • If the document is not found, the user should check the presence of the pre-notice or the notice • If the test is successful and there is at least one working language version available, the user can type a query using the first key to find the notice in the selected language, find the document and publish it.
Links with other features	
See also	
Ref to user interface N°	
Exceptions	A count of zero means that the pre-notice in the selected language has not yet been loaded. The user should check Procat by searching the first key and then (re)load it to EUR-Lex.
Priority level (mandatory(M) / optional (O))	Mandatory

5.3.6 Management of editorial content

Management of content produced on EUR-Lex means the ability to easily create, update and publish contents onto the EUR-Lex portal (“a EUR-Lex portal content”) for a functional user/contributor without any technical skill.

Creation/modification/removal of content should be propagated as quickly as possible to the Front Office. Nevertheless, a “staging” area should be provided, where such content should be thoroughly tested and validated internally before going live.

Additionally, the management of editorial contents should answer to the question of collaboration, approval workflows, etc.

5.3.6.1 Management of the contents

Reference number	BO-WCM-08. Create a content
Description	This feature is designed to create content as described in 5.3.1. Content types. in order to publish it on the EUR-Lex Website
Access (Public or Restricted)	Restricted
Pre-requisites	The content model of the content exists
Input (mandatory(M) / optional (O))	<p>The contributor has to fill the form corresponding to the type of content he wishes to create::</p> <ul style="list-style-type: none"> • Section • Subsection • The language • Title • Main text • Etc. <p>After the user filled the form, he has to set a publication date (immediately or later)</p> <p>The user can also preview the content thanks to WYSIWYG (What You See Is What You Get) features</p> <p>The user can also set a workflow concerning this content.</p>
Output (mandatory(M) / optional (O))	The content is created and ready to be published on EUR-Lex
Links with other features	
See also	
Ref to user interface N°	
Exceptions	If one of the mandatory attributes is missing, the content can't be created
Priority level (mandatory(M) / optional (O))	Mandatory

Reference number	BO-WCM-09. Modify a content
Description	This feature is designed to modify content being published or not
Access (Public or Restricted)	Restricted
Pre-requisites	The content that has to be modified exists and is stored in the back-office structure
Input (mandatory(M) / optional (O))	<p>The contributor has to access the existing content and modify the attributes by filling the form corresponding to the content he wishes to edit::</p> <ul style="list-style-type: none"> • Section • Subsection • Title • Main text • Etc. <ul style="list-style-type: none"> • After the user filled the form, he has to set a publication date (it could be now or later). • The user can also preview the content thanks to WYSIWYG (What You See Is What You Get) features • The user can also set a workflow concerning this content (can be mandatory or not) • The user has to write a comment on why he modified the content (can be mandatory or not)
Output (mandatory(M) / optional (O))	The content has been modified and ready to be published
Links with other features	
See also	
Ref to user interface N°	
Exceptions	If one of the mandatory attributes is missing, the content can't be created
Priority level (mandatory(M) / optional (O))	Mandatory

Reference number	BO-WCM-10. Move a content
Description	Sometimes, the contributor can create content in a section and then understand that the content belongs to another section. This feature is designed to move contents from a section within the structure of the back-office to another one.
Access (Public or Restricted)	Restricted
Pre-requisites	The content that has to be moved exists and is stored in the back-office structure
Input (mandatory(M) / optional (O))	<p>The user selects the content that has to be moved in the structure and selects the section where it has to be moved and validate its choice</p> <p>This feature can either be realized by:</p> <ul style="list-style-type: none"> • A drag and drop • A selection of the section by showing the user the whole structure of the back-office
Output (mandatory(M) / optional (O))	The content has been moved and has to be republished
Links with other features	
See also	
Ref to user interface N°	
Exceptions	
Priority level (mandatory(M) / optional (O))	Mandatory

Reference number	BO-WCM-11. Copy a content
Description	This feature is designed to copy contents from a section within the structure of the back-office to another one. Sometimes, the same content can belong to two or more sections, the contributor must have a simple way to duplicate it without having to recreate it, each time
Access (Public or Restricted)	Restricted
Pre-requisites	The content that has to be copied exists and is stored in the back-office structure
Input (mandatory(M) / optional (O))	The user selects the content that has to be moved in the structure and selects the section where it has to be copied and validate its choice. This feature can either be realized by: <ul style="list-style-type: none"> • A drag and drop operation • A selection of the section by a display of the whole structure of the back-office
Output (mandatory(M) / optional (O))	The content has been copied and has to be republished
Links with other features	
See also	
Ref to user interface N°	
Exceptions	
Priority level (mandatory(M) / optional (O))	Mandatory

Reference number	BO-WCM-12. Publish a content
Description	This feature is designed to publish a content of EUR-Lex Website. When a content is created, it is either: <ul style="list-style-type: none"> • Published immediately by a manual validation of the contributor, • Published later after a validation workflow or because the contribution has set a later publication date. This step of the contribution process publishes the content on the front-office website so that the content is viewable by all the EUR-Lex users
Access (Public or Restricted)	Restricted
Pre-requisites	The content that has to be published exists and is stored in the back-office structure
Input (mandatory(M) / optional (O))	The contributor/validator can set a publication date/hour/minute but also a removal date hour/minute
Output (mandatory(M) / optional (O))	The content is published onto the EUR-Lex website
Links with other features	
See also	
Ref to user interface N°	
Exceptions	
Priority level (mandatory(M) / optional (O))	Mandatory

Reference number	BO-WCM-13. Undo the publication of a content
Description	<p>This feature is designed to undo the publication of a content of EUR-Lex Website.</p> <p>When content is created, the contributor can set a removal date of the content, this means that when the content reaches the removal date, it is automatically removed from the front office website.</p> <p>However, this date is not mandatory and that implies that the content can last indefinitely. If the contributor wishes to remove it, he can do it thanks to this feature.</p> <p>This step of the contribution process unpublishes the content on the front-office website so that the content is no longer viewable by all the EUR-Lex users</p>
Access (Public or Restricted)	Restricted
Pre-requisites	The content that has to be to unpublished exists and is stored in the back-office structure
Input (mandatory(M) / optional (O))	The user selects the content that has to be removed from the website
Output (mandatory(M) / optional (O))	The content is removed from the EUR-Lex website but not deleted from the back-office structure
Links with other features	
See also	
Ref to user interface N°	
Exceptions	
Priority level (mandatory(M) / optional (O))	Mandatory

Reference number	BO-WCM-14. Remove a content
Description	<p>This feature is designed to remove content from the back-office structure. It has to be used with caution and requires a strict validation.</p>
Access (Public or Restricted)	Restricted
Pre-requisites	The content that has to be to removed exists and is stored in the back-office structure
Input (mandatory(M) / optional (O))	The user selects the content that has to be removed
Output (mandatory(M) / optional (O))	<p>The content is removed from the EUR-Lex website moved to a "trashcan" with the possibility to recover it in the future.</p> <p>The system should manage the links in other documents, referencing the one being removed.</p>
Links with other features	
See also	
Ref to user interface N°	
Exceptions	
Priority level (mandatory(M) / optional (O))	Mandatory

Reference number	BO-WCM-15. Managing the language versions of a content
Description	<p>This feature is designed to manage the different language versions of a single content.</p> <p>As stated before, EUR-Lex is a multilingual portal that manages 23 languages. All the produced editorial content has to be translated in different languages.</p> <p>The content management system has to facilitate the task to the editorial team by presenting them an easy way to translate and publish the different language versions.</p> <p>The names of all the attributes have to be differentiated for all the available attributes for a particular content model and the rendition between the different language versions have to be equal on the Front Office website</p>
Access (Public or Restricted)	Restricted
Pre-requisites	
Input (mandatory(M) / optional (O))	NR
Output (mandatory(M) / optional (O))	The contents have an equal rendition whatever the version language is (if it exists)
Links with other features	
See also	
Ref to user interface N°	
Exceptions	Some editorial contents will not be available in all languages.
Priority level (mandatory(M) / optional (O))	Mandatory

Reference number	BO-WCM-16. Tracking modifications on a content
Description	<p>This feature is designed to track the modifications on a content made by the contributors or the administrators.</p> <p>When content is modified and saved, the version of the content is incremented. The user may have written a comment on why he modified the content (through a workflow or the modification feature).</p> <p>Then, when the users access a content, this feature allows them to see the history of the content with all the modifications and also the possibility to:</p> <ul style="list-style-type: none"> • Step back to on the previous versions and publish it. • Compare the versions • Etc.
Access (Public or Restricted)	Restricted
Pre-requisites	The content exists and has been modified through a workflow or the modification feature
Input (mandatory(M) / optional (O))	NR
Output (mandatory(M) / optional (O))	NR
Links with other features	
See also	
Ref to user interface N°	
Exceptions	
Priority level (mandatory(M) / optional (O))	Mandatory

5.3.6.2 Management of the workflows

Reference number	BO-WCM-17. Create a validation workflow instance
Description	<p>This feature is designed to create a validation workflow for contents</p> <p>The workflow can be:</p> <ul style="list-style-type: none"> • Assigned to a section • Assigned to a type of content • Etc. <p>After the creation step, the content is sent through the workflow to be validated by one or more validators before publishing.</p>
Access (Public or Restricted)	Restricted
Pre-requisites	
Input (mandatory(M) / optional (O))	<p>First of all, a user that creates the workflow has to assigned it to:</p> <ul style="list-style-type: none"> • A section • A type of content • A type of users that creates content (for example when the profile 'A' creates, the content automatically requires validation from profile 'B') • Etc. <p>Then, he has to set the different steps of validation:</p> <ul style="list-style-type: none"> • Which roles are concerned? • Is the step mandatory or not? • The steps can be done in parallel or not? • What section of the content (the title, the main text, etc.) has to be validated and by whom? • Etc.
Output (mandatory(M) / optional (O))	The workflow is created and ready to be used
Links with other features	
See also	
Ref to user interface N°	
Exceptions	
Priority level (mandatory(M) / optional (O))	Mandatory

Reference number	BO-WCM-18. Assign a workflow instance to a content
Description	<p>This feature is designed to assign a validation workflow to a content when it is needed.</p> <p>The workflow can be:</p> <ul style="list-style-type: none"> • Assigned to a section • Assigned to a type of content • Etc. <p>For example, if the workflow is assigned to a section, there is no need to assign a workflow because it is done automatically (all the contents created in this section requires the workflow). But if it is not the case, the workflow can be assigned manually to a type of content</p> <p>After the creation step, the content is sent through the workflow to be validated by one or more validators in order to be published.</p>
Access (Public or Restricted)	Restricted
Pre-requisites	The content requires a validation
Input (mandatory(M) / optional (O))	The content that has to be validated
Output (mandatory(M) / optional (O))	The content is assigned to a workflow
Links with other features	
See also	
Ref to user interface N°	
Exceptions	
Priority level (mandatory(M) / optional (O))	Mandatory

Reference number	BO-WCM-19. Validate a content
Description	This feature is designed for the strict validation of a content by validators
Access (Public or Restricted)	Restricted
Pre-requisites	The content requires a validation
Input (mandatory(M) / optional (O))	The content that has to be validated The comments on why the user validates the content or not
Output (mandatory(M) / optional (O))	The content is validated and can be sent to next step of the workflow if it exists or published by the user in charge of the step.
Links with other features	
See also	
Ref to user interface N°	
Exceptions	The user can deny the validation of the content and send it to the previous step
Priority level (mandatory(M) / optional (O))	Mandatory

Reference number	BO-WCM-20. Display workflow dashboard
Description	This feature is designed to display a dashboard with the content a user has to validate or publish
Access (Public or Restricted)	Restricted
Pre-requisites	The user has one or more content(s) to validate
Input (mandatory(M) / optional (O))	The dashboard has the following attributes (not exhaustive) <ul style="list-style-type: none"> • The name of the content • The language of the content • The section • The subsection • The action needed (validation, publication, completion, etc.) • The status of the content (draft, published, etc.) • The version of the content • A link to the document • Etc.
Output (mandatory(M) / optional (O))	NR
Links with other features	
See also	
Ref to user interface N°	
Exceptions	
Priority level (mandatory(M) / optional (O))	Mandatory

5.3.6.3 Management of multilingualism

Reference number	BO-WCM-21. Management of multilingualism
Description	All textual parts of the web user interface of EUR-Lex Front Office, due to their multilingual and synoptical nature, should be parameterized with the translation tables. Whenever a modification in the translation tables is introduced, the system will automatically update all templates with the new translated terms. In order to facilitate linguistic maintenance, the system will also provide a mechanism to manage the lists of terms for different parts of the web user interface.
Access (Public or Restricted)	Restricted
Pre-requisites	Contents exist in all language
Input (mandatory(M) / optional (O))	NR.
Output (mandatory(M) / optional (O))	NR
Links with other features	
See also	
Ref to user interface N°	
Exceptions	If a content doesn't exist in a specific language, the default language (to be determined) is displayed
Priority level (mandatory(M) / optional (O))	Mandatory

5.4 Administration

5.4.1 Users management

User's management includes:

- Management of Front Office users, using the "users account" capabilities or not,
- Management of Back office users.

5.4.1.1 Management of Front-Office users

Front Office users may register themselves via the Front-Office. Nevertheless, EUR-Lex administrators must be able to:

- Manage, maintain the registered users directory : they must be able to delete inactive users, for instance,
- Create and manage groups of users. The users of a group may have access to specific extended features or content.

Front Office users should be managed with a single sign-on platform, shared with other web applications managed by the Publications Office.

Reference number	BO-USR-01. Delete a user
Description	This feature is designed to delete a user from the EUR-Lex Front-Office directory
Access (Public or Restricted)	Restricted
Pre-requisites	The user exists in the Front-Office directory
Input (mandatory(M) / optional (O))	The administrator selects the user he wanted to deleted and uses the deletion feature to do it
Output (mandatory(M) / optional (O))	The user is deleted from the EUR-Lex Front-Office directory
Links with other features	
See also	
Ref to user interface N°	
Exceptions	
Priority level (mandatory(M) / optional (O))	Mandatory

Reference number	BO-USR-02. Create/Modify/Delete a group of Front-Office users
Description	This feature is designed to create a group of Front-Office users
Access (Public or Restricted)	Restricted
Pre-requisites	The group doesn't exist
Input (mandatory(M) / optional (O))	The administrator has to set the following attributes (not exhaustive): <ul style="list-style-type: none"> • The name of the group, • The description of the group, • The users of the group, • Etc.
Output (mandatory(M) / optional (O))	The group is created in EUR-Lex Back-office
Links with other features	
See also	
Ref to user interface N°	
Exceptions	
Priority level (mandatory(M) / optional (O))	Mandatory

Reference number	BO-USR-03. Add a Front-Office user to a group
Description	This feature is designed to remove a Front-Office user from a group. This action is not supposed to be performed in a normal use situation, by may be necessary to maintain the Front-Office users directory
Access (Public or Restricted)	Restricted
Pre-requisites	The user exists in the Front-Office directory The group exists in the Front-Office directory
Input (mandatory(M) / optional (O))	The administrator selects the user
Output (mandatory(M) / optional (O))	The user is added to the selected group
Links with other features	
See also	
Ref to user interface N°	
Exceptions	
Priority level (mandatory(M) / optional (O))	Mandatory

Reference number	BO-USR-04. Remove a Front-Office user from a group
Description	This feature is designed to remove a Front-Office user from a group. This action is not supposed to be performed in a normal use situation, by may be necessary to maintain the Front-Office users directory.
Access (Public or Restricted)	Restricted
Pre-requisites	The user exists in the Front-Office directory The user exists in the selected group
Input (mandatory(M) / optional (O))	The administrator selects the user
Output (mandatory(M) / optional (O))	The user is removed from the selected group
Links with other features	
See also	
Ref to user interface N°	
Exceptions	
Priority level (mandatory(M) / optional (O))	Mandatory

Reference number	BO-USR-05. Attach Front-Office features to a group
Description	This feature is designed to set dedicated configuration parameters or access to a users group
Access (Public or Restricted)	Restricted
Pre-requisites	The group exists in the Front-Office directory
Input (mandatory(M) / optional (O))	The administrator selects a user group To a user group should be connected a list of parameters and a list of actions allowed for the users of this group The administrator : <ul style="list-style-type: none"> • Sets for each parameter the value of this parameter for the selected group • Selects which actions should be allowed for the selected group
Output (mandatory(M) / optional (O))	The users of the groups have access to the selected actions; the selected value of configuration parameters is applied.
Links with other features	BO-FEC-01 Front-End configuration - A selection will have to be made concerning configuration parameters and registered users' features, between those that will be managed at PUBLICATIONS OFFICE/portal/group level.
See also	
Ref to user interface N°	
Exceptions	
Priority level (mandatory(M) / optional (O))	Mandatory

5.4.1.2 Management of Back Office users

The Referential of the back-office users will have to be synchronized with the ECAS server of the European Commission.

For the back office users the method of authentication will be ECAS (European Commission Authentication Service) for increased security.

However, the system has to provide features to manage the users or the groups in order to: create / modify / delete specific users or groups of users in the back-office.

We could already set a certain type of roles (non exhaustive list):

- Administrator : Management of the users and Access Control List
- Author : Profile that creates contents (Textual part)
- Editor : Profile that validates contents (Textual part)
- Publisher : Profile that publishes contents (Textual + Visual front-end part)
- Contributor : Profile that add and/or modify contents (Textual part)
- Etc.

These roles can be used for contribution or workflow purposes.

Note that, for example, a user can be author and publisher at the same time.

Reference number	BO-USR-06. Create a user
Description	This feature is designed to create a user in EUR-Lex back-office
Access (Public or Restricted)	Restricted
Pre-requisites	The user doesn't exist
Input (mandatory(M) / optional (O))	The administrator has to set the following attributes (not exhaustive): <ul style="list-style-type: none"> • The name of the user, • The e-mail of the user, • The login and password of the user, • The groups and habilitations (Author, Editor, etc.) • The sections the user can see/contribute in • Etc.
Output (mandatory(M) / optional (O))	The user is created in EUR-Lex back-office
Links with other features	
See also	
Ref to user interface N°	
Exceptions	Some attributes are mandatory, if one is not filled, the user can't be created
Priority level (mandatory(M) / optional (O))	Mandatory

Reference number	BO-USR-07. Create a group of users
Description	This feature is designed to create a group of users in EUR-Lex back-office
Access (Public or Restricted)	Restricted
Pre-requisites	The group doesn't exist
Input (mandatory(M) / optional (O))	The administrator has to set the following attributes (not exhaustive): The administrator has to set the following attributes (not exhaustive): <ul style="list-style-type: none"> • The name of the group, • The description of the group, • The users of the group, • The roles of the group (Author, Editor, etc.) • The sections the group can see/contribute in • Etc.
Output (mandatory(M) / optional (O))	The group is created in EUR-Lex back-office
Links with other features	
See also	
Ref to user interface N°	
Exceptions	Some attributes are all mandatory, if one is not filled, the group can't be created
Priority level (mandatory(M) / optional (O))	Mandatory

Reference number	BO-USR-08. Modify a user
Description	This feature is designed to modify a user in EUR-Lex back-office
Access (Public or Restricted)	Restricted
Pre-requisites	The user exists in the back-office referential
Input (mandatory(M) / optional (O))	The administrator can modify the following attributes (not exhaustive): <ul style="list-style-type: none"> • The name of the user, • The e-mail of the user, • The login and password of the user, • The groups and habilitations (Author, Editor, etc.) • The sections the user can see/contribute in • Etc.
Output (mandatory(M) / optional (O))	The user is modified in EUR-Lex back-office
Links with other features	
See also	
Ref to user interface N°	
Exceptions	Some attributes are mandatory, if one is not filled, the user can't be created
Priority level (mandatory(M) / optional (O))	Mandatory

Reference number	BO-USR-09. Modify a group of users
Description	This feature is designed to create a group of users in EUR-Lex back-office
Access (Public or Restricted)	Restricted
Pre-requisites	The group exists
Input (mandatory(M) / optional (O))	The administrator has to set the following attributes (not exhaustive): <ul style="list-style-type: none"> • The name of the group, • The description of the group, • The users of the group, • The roles of the group (Author, Editor, etc.) • The sections the group can see/contribute in • Etc.
Output (mandatory(M) / optional (O))	The group is created in EUR-Lex back-office
Links with other features	
See also	
Ref to user interface N°	
Exceptions	Some attributes are mandatory, if one is not filled, the group can't be modified
Priority level (mandatory(M) / optional (O))	Mandatory

Reference number	BO-USR-10. Delete a user
Description	This feature is designed to delete a user from EUR-Lex back-office
Access (Public or Restricted)	Restricted
Pre-requisites	The user exists in the Back-office referential
Input (mandatory(M) / optional (O))	The administrator selects the user he wanted to delete and uses the deletion feature to do it
Output (mandatory(M) / optional (O))	The user is deleted from the Back-office referential
Links with other features	
See also	
Ref to user interface N°	
Exceptions	
Priority level (mandatory(M) / optional (O))	Mandatory

Reference number	BO-USR-11. Delete a group of users
Description	This feature is designed to delete a group of users from EUR-Lex back-office
Access (Public or Restricted)	Restricted
Pre-requisites	The group exists in the back-office referential
Input (mandatory(M) / optional (O))	The administrator selects the group he wanted to delete and uses the deletion feature to do it
Output (mandatory(M) / optional (O))	The group is deleted from the Back-office referential
Links with other features	
See also	
Ref to user interface N°	
Exceptions	
Priority level (mandatory(M) / optional (O))	Mandatory

5.4.2 Management of the predefined RSS feeds

The Front-Office presents a section with the predefined RSS feeds; this part of the site is managed through the different features presented below.

Reference number	BO-RSS-01. Create a predefined RSS feed
Description	This feature is designed to create a predefined RSS feed that will be used with the front office website
Access (Public or Restricted)	Restricted
Pre-requisites	
Input (mandatory(M) / optional (O))	The administrator has to set the following attributes (not exhaustive): <ul style="list-style-type: none"> • RSS feed category • RSS feed name • RSS feed description • RSS feed URL • RSS query
Output (mandatory(M) / optional (O))	The RSS feed is created and displayed in the front office website
Links with other features	FO-COM-01 FO-COM-02
See also	
Ref to user interface N°	
Exceptions	The attributes are all mandatory, if one is not filled, the RSS feed can't be created
Priority level (mandatory(M) / optional (O))	Mandatory

Reference number	BO-RSS-02. Modify a predefined RSS feed
Description	This feature is designed to modify a predefined RSS feed that is used with the front office website
Access (Public or Restricted)	Restricted
Pre-requisites	The predefined RSS that has to be modified exists
Input (mandatory(M) / optional (O))	The administrator can modify the following attributes (not exhaustive): <ul style="list-style-type: none"> • RSS feed category • RSS feed name • RSS feed description • RSS feed URL
Output (mandatory(M) / optional (O))	The RSS feed is modified
Links with other features	FO-COM-01 FO-COM-02
See also	
Ref to user interface N°	
Exceptions	The attributes are all mandatory, if one is not filled, the RSS feed can't be modified
Priority level (mandatory(M) / optional (O))	Mandatory

Reference number	BO-RSS-03. Delete a predefined RSS feed
Description	This feature is designed to delete a predefined RSS feed that is used with the front office website
Access (Public or Restricted)	Restricted
Pre-requisites	The predefined RSS that has to be deleted exists
Input (mandatory(M) / optional (O))	The administrator selects the RSS feed and deletes it
Output (mandatory(M) / optional (O))	The RSS feed is deleted and removed from the front office website
Links with other features	FO-COM-01 FO-COM-02
See also	
Ref to user interface N°	
Exceptions	
Priority level (mandatory(M) / optional (O))	Mandatory

5.4.3 Front-end configuration

Reference number	BO-FEC-01. Front-End configuration
Description	This feature is designed to set a number of general preferences of the portal
Access (Public or Restricted)	Restricted (administrator recommended)
Pre-requisites	
Input (mandatory(M) / optional (O))	<p>The administrator has to set the following attributes (examples, not exhaustive):</p> <ul style="list-style-type: none"> • Maximum number of attributes in a user cart • Maximum number of authorized RSS feeds stored for a registered user • Preferred language of documents when the wanted language is not available (for non registered users) • Maximum search results • Default number of search results per page • Time limit for a search • Default display format : default1=HTML, default2=PDF • Settings concerning updating, caching and indexing of contents • Etc.
Output (mandatory(M) / optional (O))	<p>The Portal preferences are set:</p> <ul style="list-style-type: none"> - For display settings, the results are displayed up to the maximum number. - For time settings, the search is interrupted when the time limit is reached
Links with other features	BO-USR-05. Attach Front-Office features to a group
See also	
Ref to user interface N°	
Exceptions	
Priority level (mandatory(M) / optional (O))	Mandatory

5.4.4 Management of webservice

A set of EUR-Lex functionalities shall be viewed as web services in order to invoke them remotely via others applications or external web sites. This set will include the complete search features (simple search, advanced search, expert search).

A list of webservices will be offered to the users of the portal.

Reference number	BO-WBS-01. Manage webservices
Description	This feature is designed to create a webservice
Access (Public or Restricted)	Restricted
Pre-requisites	
Input (mandatory(M) / optional (O))	<p>The administrator selects the attributes available to search in EUR-Lex within the following list (not exhaustive):</p> <ul style="list-style-type: none"> • Search terms (Optional – Text input) • Date <ul style="list-style-type: none"> ○ Date type (Mandatory if “from” or “to” field is filled – Select list). The user can filter search with different dates (creation date, publication date, document date, etc.) ○ From (Optional – Text input and calendar). Beginning date ○ To (Optional – Text input and calendar). Ending date • Author (Optional – Select list). The author is the institution that has published the document (Commission, Parliament, etc.) • Category <ul style="list-style-type: none"> ○ Category (Optional – Select list). Ex: Treaties, legislation, preparatory acts, etc. ○ Sub-category (Optional – Select list depending on the selected category). Ex: Treaty on European Union, Accession Treaties, etc. • Theme (Optional – Select list). This is the Eurovoc classification • Language (Optional – Select list). The user can choose the language of the documents he wants to search for. By default, it is the navigation language. • Consolidated version (Optional – Checkbox). When checked, only the last consolidated version, if available, is returned. • Etc. <p>Then he selects the search results attributes among the available attributes (not exhaustive):</p> <ul style="list-style-type: none"> • CELEX number (for legislative content – sort criteria) • Title (for editorial content – sort criteria) • Publication date (sort criteria) • Content type (sort criteria) Ex: Law in force, Non-legal, Editorials, Consolidated law, Treaties, Preparatory acts, etc. • Abstract. This generated summary field enables presentation of a document extract in context with the search query. Query words have to be highlighted. • Finally, he chooses a name for the webservice and fills a description.
Output (mandatory(M) / optional (O))	The webservice is available for EUR-Lex users
Links with other features	4.5.5 Web services
See also	
Ref to user interface N°	
Exceptions	Some of the attributes maybe mandatory, if they are not filled, the webservice can't be created
Priority level (mandatory(M) / optional (O))	Mandatory

5.4.5 Dashboards and statistics

To manage EUR-Lex, PUBLICATIONS OFFICE needs to produce statistics of use, production and data transfers from statistics models.

The Publication Office is actually making investigations for the use of a solution common to all its websites. A solution that is fitting best with the features related to statistics and dashboards may be proposed.

5.4.5.1 Statistics

Behaviour description of features makes frequently references to “regular” and certified content.

Feature	BO-DST-01. Manage the library of statistics models
Access	Back-Office profiles (Administrator recommended)
Scope	Library of statistics models
Input /pre-requisites	Ad-hoc habilitation: Access to the library of statistics models (use)
Behaviour	For the design and preparation of statistics, access to a library of statistics models shall be made available. Library takes into account predefined and updated/new models Predefined models shall at least compute statistics about: <ul style="list-style-type: none"> - Most frequently consulted contents/documents - Most frequently downloaded contents/documents (The list of predefined models will be defined later on, in detailed specs).
Exception mgt	BO-DST-0101
Button or links	BO-DST-02. Create a model for statistics of use BO-DST-03. Create a model for statistics of production BO-DST-12. Create a model for statistics of data transfers BO-DST-04. Copy and customize a model BO-DST-05. Edit a model BO-DST-06. Suppress a model
Mock-up reference	
Priority level	Mandatory: predefined models, Optional: generation of new models

Feature	BO-DST-02. Create a model for statistics of use
Access	Back-Office profiles (Administrator recommended)
Scope	Model of statistics of use
Input /pre-requisites	<p>Ad-hoc habilitation: Access to the library of statistics models (create)</p> <p>It is assumed that data used for producing statistics of use are coming from logs and tracks fed by hosting/operating environment. A specific functionality has been defined in order to refresh the flow (cf. BO-DST-07).</p> <p>It is assumed that all the data required are made available by hosting/operating environment with:</p> <ul style="list-style-type: none"> • Figures, values, numbers concerning available content from EUR-Lex, • Figures, values, numbers concerning domains and users, • Figures, values, numbers concerning use of services and features accessible through EUR-Lex.
Behaviour	<p>The user can select criteria among the following list (non exhaustive – this list can be updated and enlarged):</p> <p>C01. Date or period of use (Format: day/hour/mn where hours and minutes are optional – Text input)</p> <p>C02. Type(s) of content (Editorial or legislative content – Select list)</p> <p>C03. Specific reference(s) of a content already available in EUR-Lex (Ex: id, CELEX number – Text input)</p> <p>C04. Metadata(s) (Select list)</p> <p>C05. Term(s) used for search (Select list)</p> <p>C06. Internet domain(s) of use (Select list)</p> <p>C07. Used features or services through EUR-Lex portal (Select list)</p> <p>C08. Specific version(s) of a document (Ex: linguistic version – Select list)</p> <p>C09. Language(s) (Select list)</p> <p>Combination of criteria shall be made available (examples: C01&C05, C06&C02, C08&C02&C01, etc.)</p> <p>The feature generates a model ready to be used and inserted in the library OR a library ready to be viewed and stored</p>
Exception mgt	If data to be computed are not found in logs and tracks, criteria shall be unavailable.
Button or links	
Mock-up reference	
Priority level	Optional

Feature	BO-DST-03. Create a model for statistics of production
Access	Back-Office profiles (Administrator recommended)
Scope	Model of statistics of production
Input /pre-requisites	Ad-hoc habilitation: Access to the library of statistics models (create) It is assumed that data used for producing statistics of production are coming from logs and tracks fed by production and pre-production environments.
Behaviour	The user can select criteria among the following list (non exhaustive – this list can be updated and enlarged): C01. Date or period of use (Format: day/hour/mn where hours and minutes are optional – Text input) C02. Type(s) of content (Editorial or legislative content – Select list) C03. Specific reference(s) of a content already available in EUR-Lex (Ex: id, CELEX number – Text input) C04. Metadata(s) (Select list) C05. Contents referenced by metadata(s) C06. Contents exceeding a threshold (volume) (Select list) C07. Contents below a threshold (volume) (Select list) C08. Contribution phase(s) for editorial content (creation, regular publishing, early publishing, etc.) (Select list) C09. Specific version(s) (Ex: linguistic version – Select list) C10. Level of completion (pre-notice, notice completed, available with all the required formats, a document with all required linguistic versions, a document with at least 2 linguistic versions, etc.) (Select list) Combination of criteria shall be made available (examples: C01&C02&C08, C06&C08&C02, etc.) The feature generates a model ready to be used and inserted in the library OR a library ready to be viewed and stored
Exception mgt	If data to be computed are not found in logs and tracks, criteria shall be unavailable.
Button or links	
Mock-up reference	
Priority level	Optional

Feature	BO-DST-04. Copy and customize a model
Access	Back-Office profiles (Administrator recommended)
Scope	Model of statistics
Input /pre-requisites	Ad-hoc habilitation: <ul style="list-style-type: none"> • Access to the library of statistics models (Create) • Access to statistic models (edit, copy)
Behaviour	The user can copy an existing model and edit it to create a new model (cf. BO-DST-05. Edit a model).
Exception mgt	
Button or links	
Mock-up reference	
Priority level	Optional

Feature	BO-DST-05. Edit a model
Access	Back-Office profiles (Administrator recommended)
Scope	Model of statistics
Input /pre-requisites	Ad-hoc habilitation: Access to statistic models (edit)
Behaviour	The user can add or delete criteria from the model.
Exception mgt	
Button or links	
Mock-up reference	
Priority level	Optional

Feature	BO-DST-06. Suppress a model
Access	Back-Office profiles (Administrator recommended)
Scope	Model of statistics
Input /pre-requisites	Ad-hoc habilitation: Access to the library of statistics models (suppress)
Behaviour	The user can delete a model of statistics from the library.
Exception mgt	
Button or links	
Mock-up reference	
Priority level	Optional

Feature	BO-DST-07. Update logs and tracks concerning data transfer
Access	Back-Office profiles (Administrator recommended)
Scope	Logs and tracks concerning data transfer
Input /pre-requisites	
Behaviour	This function generates an update of the data and files required for the computation of statistics.
Exception mgt	
Button or links	
Mock-up reference	
Priority level	Optional

Feature	BO-DST-08. Update logs and tracks concerning system performance
Access	Back-Office profiles (Administrator recommended)
Scope	Logs and tracks concerning performance
Input /pre-requisites	System activity :
Behaviour	<p>This function generates an update in date concerning performance of Front-End activity. As client performance cannot be tracked, these data will be extracted from the servers activity</p> <p>The data concerned will address the duration of</p> <ul style="list-style-type: none"> • completion of a page display • completion of a page display including references to legal content • execution of a search • Etc. <p>This list is to be completed</p>
Exception mgt	
Button or links	
Mock-up reference	
Priority level	Mandatory

5.4.5.2 Dashboards

Feature	BO-DST-09. Access/view statistics
Access	Back-Office profiles
Scope	Predefined or adapted model
Input /pre-requisites	Ad-hoc habilitation and access to the user interface of the BO administration
Behaviour	<p>According to the selected model, this feature generates the view (dashboard)</p> <p>Views might be exported, printed, converted by BO users (BO-DAS-0101).</p> <p>Some views might be linked to EUR-Lex pages in order to get, for instance, statistics about most used terms in search, and most consulted docs.</p> <p>Dashboards might be displayed in a specific window in the back office environment.</p> <p>In addition to the data computed by statistics, following information shall be inserted/displayed:</p> <ul style="list-style-type: none"> • Day/hour of logs/tracks transfer , • Day/hour of statistics computation and view generation.
Exception mgt	
Button or links	BO-DST-10. Export data from statistics view BO-DST-11. Print a statistics view
Mock-up reference	
Priority level	Mandatory

Feature	BO-DST-10. Export data from statistics view
Access	Back-Office profiles
Scope	Statistics view
Input /pre-requisites	Ad-hoc habilitation: <ul style="list-style-type: none"> • Access to the UI dedicated to statistics • Access to operation menu <p>The form fields are (non exhaustive):</p> <ul style="list-style-type: none"> • Name of export file (Mandatory – Text input) • Selected format (Mandatory – Select list)
Behaviour	This feature makes available the export of the current view onto files; selection of files format shall be done among the following one: xls/csv, word 97-2003.
Exception mgt	
Button or links	
Mock-up reference	
Priority level	Mandatory

Feature	BO-DST-11. Print a statistics view
Access	Back-Office profiles
Scope	Statistics view
Input /pre-requisites	Ad-hoc habilitation: <ul style="list-style-type: none"> • Access to the UI dedicated to statistics • Access to operation menu
Behaviour	Printing will be applicable to the current view.
Exception mgt	
Button or links	
Mock-up reference	
Priority level	Optional if there is an ongoing access to logs and data.

5.4.5.3 Tracking document feeding

Feature	BO-DST-12. Create a model for statistics of data transfers
Access	Back-Office profiles (Administrator recommended)
Scope	Model of statistics of data transfers
Input /pre-requisites	Ad-hoc habilitation: Access to the library of statistics models (create)
Behaviour	<p>It is assumed that data used for producing statistics of data transfers are coming from logs and tracks fed by the environment which monitors exchange and transfers across PUBLICATIONS OFFICE and hosting environment.</p> <p>To produce statistics about types and volumes of EUR-Lex information exchanged and acknowledged with the hosting configuration, users can select criteria among the following list (non exhaustive – this list can be updated and enlarged):</p> <ul style="list-style-type: none"> C01. Date or period of use (Format: day/hour/mn where hours and minutes are optional – Text input) C02. Type(s) of content (Editorial or legislative content – Select list) C03. Specific reference(s) of a content already available in EUR-Lex (Ex: id, CELEX number – Text input) C04. Metadata(s) (Select list) C05. Transfers exceeding a threshold (volume) (Select list) C06. Transfers below a threshold (volume) (Select list) C07. Exceptional events (deletion of an OJ edition, etc.) (Select list) C08. Files extensions (Select list) C09. Duration of exchange (Select list) C10. Status of exchange (transferred, acknowledged, interrupted, etc.) <p>The feature generates a model ready to be used and inserted in the library OR a library ready to be viewed and stored</p>
Exception mgt	If data to be computed are not found in logs and tracks, criteria shall be unavailable.
Button or links	
Mock-up reference	
Priority level	Optional

6 Content and Metadata management

Following the principles of the Transformation Program of the Office, all data and metadata will be stored in a dedicated layer separated from the portal.

For a transitional period, until the new Cellar is operational, the new EUR-Lex will provide a module to store and manage data and metadata received from the production chains, by analogy to the architecture of the current EUR-Lex.

The module should provide a secure and reliable repository to handle documents and metadata. The mechanism to store, update, enrich and remove contents (documents and metadata) should be very well defined and accessible through interfaces.

The performance of the module should be adequate to the needs of the new EUR-Lex portal and other applications at the PUBLICATIONS OFFICE which will make use of the data stored there.

It is required that all content (documents, editorial content, etc.) will be brought to the portal using the search and index layer.

6.1 Management of early publishing

One of the most important requirements for the future system is the ability to manage the publishing process in such a way that all published documents and metadata are **immediately available** on the front office website to the users, even if only a limited set of metadata is available. The same requirement concerns updates to the documents or metadata.

7 Index and Search management

According to the principles of the Transformation Program of the Office, the search engine and indexing will be implemented as an independent layer, separated from the portal.

The Index and Search layer will index all content from the Contents and Metadata layer, making the relevant categories of data and metadata available to the portal, and to other applications at the PUBLICATIONS OFFICE.

It is required that all content (documents, editorial content, etc.) will be brought to the portal using the search and index layer.

7.1 Indexation

This feature will be used for indexation of all documents and metadata in the Content and Metadata repository. Indexes are used in all types of searches

A new structure on how indexes have to be managed may be proposed.

Reference number	BO-IND-01. Indexation
Description	<p>This feature is designed to index the documents and the metadata that are stored in the Content and Metadata layer.</p> <p>The indexation process must at least deliver the same level of service as today. It has to index the documents (or the text-indexes) in full-text but also their metadata.</p> <p>When for example a document arrives through the loading chains to the Content and Metadata repository the indexation is carried out immediately to make the contents available to the portal.</p> <p>The process is automated; however, a manual indexation (complete or incremental) of the documents can be made available.</p>
Access (Public or Restricted)	Restricted
Pre-requisites	The documents are ready to be indexed as well as metadata
Input (mandatory(M) / optional (O))	A document or a batch of documents are ready to be indexed
Output (mandatory(M) / optional (O))	The documents are indexed and available to the users
Links with other features	
See also	Description of the existing system (annex)
Ref to user interface N°	
Exceptions	
Priority level (mandatory(M) / optional (O))	Mandatory

8 Design Constraints

8.1 WAI compliance

Feature	DC-WAI-01. WAI compliance
Access	Public
Scope	EUR-Lex user interface and ergonomics
Input /pre-requisites	
Behaviour	Generated HTML code shall be compliant with WAI accessibility rules /Level 1, 2, 3 (http://www.w3.org/WAI/). It is reminded that such rules may limit the use of language like JavaScript. Nevertheless, if level 2 or 3 are not available or cannot be reached in the timeframe of the project, Publication Office may limit the compliance to level 2 and 3.
Exception mgt	
Button or links	
Mock-up reference	
Priority level	Mandatory

8.2 Accessibility through different devices

Feature	DC-ATD-01. Accessibility through different devices – Front office
Access	Public
Scope	EUR-Lex user interface and ergonomics
Input /pre-requisites	
Behaviour	<p>Internet Navigator : EUR-Lex front-office shall be accessible via widespread internet browsers:</p> <ul style="list-style-type: none"> • Internet explorer version 6.0 and later versions. • Firefox version 2.0 and later versions. • Safari version 3.0 and later versions. <p>It is assumed that EUR-Lex shall be accessible via internet browser with a significant market share (At least 1%)⁶.</p> <p>No specific browser plug-in is required for the complete use of services.</p> <p>No specific reader is mandatory for the display of any content, page, and data. Nevertheless, it is recommended to previously install Acrobat Reader V7.0 or later version on the workstation.</p> <p>Any system with a HTML 4.01 / XHTML 1.0 compliant navigator shall be able to connect and perform available functionalities.</p>
Exception mgt	
Button or links	
Mock-up reference	
Priority level	Mandatory

⁶ Refer to <http://marketshare.hitslink.com>

Feature	DC-ATD-02. Accessibility through different devices – back office
Access	Restricted
Scope	EUR-Lex user interface and ergonomics
Input /pre-requisites	
Behaviour	<p>Habilitations: Back-office services shall be open so that the PUBLICATIONS OFFICE authentication policy can be integrated.</p> <p>Authoring tools : In addition to internet navigators and the provided solution, authoring tools available on PUBLICATIONS OFFICE workstation can be used for editing purposes:</p> <ul style="list-style-type: none"> • Microsoft - Office suite • OpenOffice suite <p>Authoring tools can be used directly, via the appropriate protocol with the provided solution,</p> <p>Cut-and paste operations are permitted from the authoring tools environment to the built-in editing functions of the provided solution. Nevertheless, there will be restrictions and limits to properties and attributes to import (restricted fonts, restricted style sheet, etc.). Scope of limitations will have to be defined later, in detailed specifications.</p>
Exception mgt	
Button or links	
Mock-up reference	
Priority level	Mandatory

8.3 Hardware limitations

Feature	DC-HWL-01. Mobile devices
Access	Public
Scope	Prerequisites for EUR-Lex use
Input /pre-requisites	
Behaviour	Proposed solutions will take into consideration the problems of accessing EUR-Lex with mobile devices with limited screen size.
Exception mgt	
Button or links	
Mock-up reference	
Priority level	Mandatory

Feature	DC-HWL-02. Public workstation profile
Access	Public
Scope	Prerequisites for EUR-Lex use
Input /pre-requisites	
Behaviour	<p>EUR-Lex services shall be brought to the widest set of users. There is no strict limitation of the monitor size and the public workstation performances with an access to the internet. Constraint of use may be brought by graphic rules and graphic guideline.</p> <p>Therefore, it has to be reminded that EUR-Lex services shall be accessible through different WAN with different network bandwidth spectrum. Whatever is the proposed solution, a special attention shall be paid for the provision of EUR-Lex services through low bandwidth network. Any design rule, service and tool for that purpose will be appreciated.</p>
Exception mgt	
Button or links	
Mock-up reference	
Priority level	Mandatory

9 Performance Requirements

It is obviously expected to provide the best performances with immediate response time whatever is the access point of the user. Hosting the web site is not in the scope of the project; the best efforts should be made for the optimization of the process and the speed of data delivery, especially for the following tasks and steps:

- A. Delivery of validated information into the hosting environment,
- B. Early publication,
- C. Updating of production databases,

It is expected to organize specific test plan and validation of those tasks and steps.

9.1 Front office performances

Feature	PR-FOF-01. Front office performances
Access	
Scope	EUR-Lex use
Input /pre-requisites	
Behaviour	<p>Context: 10 000 simultaneous connected publics users, doing consultation operations</p> <p>Expected performances:</p> <p>Consultation: from validation of a reference (user click) to the end of display of the first matched content (1st page, 2 side by side linguistic versions, excluding archive) < 2s</p> <p>Consultation: from validation of a query (expert search) to the end of display of the first page of results (excluding archive) < 5s</p> <p>In case of no result, duration of the query <10s</p> <p>From validation of a reference (user click) to the end of display of the historical view < 10s</p> <p>The level of complexity of the query giving out such performances will be precised later</p>
Exception mgt	
Button or links	
Mock-up reference	
Priority level	Mandatory

9.2 Back office performances

Feature	PR-BOF-01. Back office performances
Access	
Scope	EUR-Lex use
Input /pre-requisites	
Behaviour	<p>Context: 50 simultaneous connected back office users, doing updating operations</p> <p>Expected performances:</p> <ul style="list-style-type: none"> • < 5 mn : from validation of the early publishing feature (user click) to the end of display of the first page of the content by an external front office user (including indexation) • Creation <2 s : from the end of authoring validation (user click) to the end of storing operation • Updating <2s: from the end of adding a metadata to a notice, to the end of updating operation <p>Complete reindexation < 6h</p> <ul style="list-style-type: none"> • Statistics of use < 30s: from the selection of a predefined model of statistics (user click) : to the complete display of the dashboard • Access and Habilitation control < 2s: from the last user click to the end of display of the Back office home page, with no error and retry. • Access to all back-office services from the Back office home page < 2s
Exception mgt	
Button or links	
Mock-up reference	
Priority level	Mandatory

10 Attributes

10.1 Maintainability

Feature	AT-MAI-01. Documentation
Access	Restricted
Scope	
Input /pre-requisites	
Behaviour	<p>Software solution and all required software components shall be properly documented. Any developed component, customized component or predefined component shall be documented.</p> <p>Different set of documentation shall be produced:</p> <ul style="list-style-type: none"> • Design and implementation, with all the relevant information concerning the origin of the software, references for web sites, access point for order/download, etc. • Operation with all the relevant EUR-Lex procedures and tasks for monitoring purposes, performances tuning, restart/shutdown operations, backup/restore operations, upgrade, etc. • Administration for the management of configuration; reinstallation of the system, management of EUR-Lex users, defining default setting for the running system, etc.
Exception mgt	
Button or links	
Mock-up reference	
Priority level	Mandatory

Feature	AT-MAI-02. Evolution
Access	Restricted
Scope	
Input /pre-requisites	
Behaviour	<p>In line with maintenance obligations, the Publication Office will be informed about all perspectives of software evolutions, whatever is the nature of the software component (developed component, software package, etc.). The Publication Office will be informed about design updates and transition plan initiatives.</p>
Exception mgt	
Button or links	
Mock-up reference	
Priority level	Mandatory

Feature	AT-MAI-03. Traceability
Access	
Scope	
Input /pre-requisites	
Behaviour	<p>Specific EUR-Lex logs and tracks are required for diagnostic purposes. They shall be accurate enough in order to track:</p> <ul style="list-style-type: none"> • User origin, • Invoked services by users, • Period of use, • Use of published objects (a content, a version of a content, etc.), • Type of use (consultation, download, search, etc.), • Use of other objects (used term for search, etc.). <p>Tools and facilities for the generation of logs and tracks are included in the expected solution.</p> <p>Such information shall be used by EUR-Lex statistics and monitoring operations.</p>
Exception mgt	
Button or links	
Mock-up reference	
Priority level	Mandatory

Feature	AT-MAI-04. Extensibility
Access	Restricted
Scope	
Input /pre-requisites	
Behaviour	EUR-Lex is expected to cover a wider scope in the future, and to offer to its users extended access to new features and new data : The architecture of the new EUR-Lex should support distributed solutions, i.e. possibilities to take into consideration data and meta-data not stored directly in the local repository of the system. The facilities, tools and constraints for the extension of some features and functions to other web sites of the Publication Office (Ex: Social network tools and facilities) will be provided.
Exception mgt	
Button or links	
Mock-up reference	
Priority level	Mandatory

Feature	AT-MAI-05. Parallel use with current EUR-Lex
Access	Restricted
Scope	
Input /pre-requisites	
Behaviour	The new system should co-exist with the current system for a significant period of time, in order to avoid "holes" in the past. The solution proposed must take this co-existence into account, and comply with the need to creation of permanent links. A given document should be accessed to, as much as possible, by a unique and permanent URL, either present on the current system on in the future system.
Exception mgt	
Button or links	
Mock-up reference	
Priority level	Mandatory

Feature	AT-MAI-06. Mutualisation
Access	Restricted
Scope	
Input /pre-requisites	
Behaviour	For the sake of rationality and efficiency, the Publications Office intends to adopt he same modules for all sites it manages, in each of the following domains (not exhaustive): <ul style="list-style-type: none"> • Search engine • Web Content Management • Statistics production • Single sign-on platform (From Office user management) • Social network
Exception mgt	
Button or links	
Mock-up reference	
Priority level	Mandatory

10.2 Availability

Feature	AT-AVA-01. Front office availability
Access	
Scope	Service level
Input /pre-requisites	
Behaviour	Availability of services shall reach a level of 99%, 24h/24h, 7d/7d, independently from performances of other applications. This level takes into account maintenance operations: specific maintenance operations or backup operations with a shutdown of the system may require a period of unavailability of the site.
Exception mgt	
Button or links	
Mock-up reference	
Priority level	Mandatory

Feature	AT-AVA-02. Back office availability
Access	
Scope	Service level
Input /pre-requisites	
Behaviour	Availability of services shall reach a similar level of services of 99%, 24h/24h, 6d/7d.
Exception mgt	
Button or links	
Mock-up reference	
Priority level	Mandatory

10.3 Security

Feature	AT-SEC-01. Mirroring
Access	
Scope	
Input /pre-requisites	
Behaviour	<p>Mirroring system is expected for each component of EUR-Lex, Front or Back Office. . EUR-Lex solution shall be running on operational environments and back-up environments.</p> <p>Same level of services (level of availability, constraints about the number of connected users, etc.) is expected on operational and back-up environment.</p> <p>Procedure of mirroring (transfer of data, shift of connected users, etc.) is not in scope of the solution. Nevertheless, provided solution shall be compliant with such procedures.</p>
Exception mgt	
Button or links	
Mock-up reference	
Priority level	Mandatory

Feature	AT-SEC-02. Durability
Access	
Scope	
Input /pre-requisites	
Behaviour	Whatever is the EUR-Lex solution, the durability shall be guaranteed. There must be enough guarantees for mobilizing and securing resources required during the project, the maintenance and the support, for several years (at least 3).
Exception mgt	
Button or links	
Mock-up reference	
Priority level	Mandatory

Feature	AT-SEC-03. Robustness Fault tolerance
Access	
Scope	
Input /pre-requisites	
Behaviour	The hardware and software solution shall be designed in order to face a massive internet audience (More than 350 million page views per year on EUR-Lex including page views requested by web crawlers)
Exception mgt	
Button or links	
Mock-up reference	
Priority level	Mandatory

Feature	AT-SEC-04. Monitoring and notification
Access	
Scope	
Input /pre-requisites	
Behaviour	The designed hardware and software solution shall be able to report, notify events, alerts, alarms coming from EUR-Lex system (volume, size capacity exceeding, etc.). The monitoring environment shall be able to recognize such events, alarms, alerts. List of event, alerts, alarms, and protocol for the notification shall be defined later in the detailed specs.
Exception mgt	
Button or links	
Mock-up reference	
Priority level	Mandatory

Feature	AT-SEC-05. EUR-Lex auditing and control
Access	Restricted
Scope	
Input /pre-requisites	
Behaviour	Accidental lacks of integrity may occur, the cause being human or system. A set of tools shall be made available in order to detect (non exhaustive list) : <ul style="list-style-type: none"> • Broken links • Etc. Tools shall be activated from "outside" (outside Publication Office premises)
Exception mgt	
Button or links	
Mock-up reference	
Priority level	Mandatory

Feature	AT-SEC-06. Error handling
Access	
Scope	
Input /pre-requisites	
Behaviour	EUR-Lex will offer systematic error handling: the EUR-Lex application should never crash in case of error. Errors will be monitored and controlled in order to assure the use will not be interrupted in case or error (ex: trapping of return codes for system, database, etc.).
Exception mgt	
Button or links	
Mock-up reference	
Priority level	Mandatory

10.4 Transferability/Conversion

Feature	AT-TRA-01. Transferability
Access	
Scope	
Input /pre-requisites	
Behaviour	<p>Obligations for the transfer of all software components will include</p> <ul style="list-style-type: none"> • Delivery of the documentation, • Transfer of all software components required for running , administrating and monitoring the system, • Transfer of know-how, training of the team that will be in charge of the continuation of the project (evolutions, administration of the back office system, etc.). <p>(This list is not exhaustive and can be amended) Operations of uninstallation and reinstallation of the system by the Publication Office team shall be permitted and tested during the project.</p>
Exception mgt	
Button or links	
Mock-up reference	
Priority level	Mandatory

10.5 Ownership

Feature	AT-OWN-01. Ownership
Access	
Scope	
Input /pre-requisites	
Behaviour	<p>Publication Office will become the owner of the EUR-Lex system, including the developed source code. All software components required for running administrating and monitoring the system, which cannot be owned by the Publication Office shall be clearly identified, as well as the conditions of use (Acquisition conditions, renting conditions, subscribing conditions, etc.)</p> <p>Shall be also organized the transfer of all developed software resources to the Publication Office premises.</p>
Exception mgt	
Button or links	
Mock-up reference	
Priority level	Mandatory

11 IT Requirements

The technical features of the solution proposed should comply with the following requirements in order to follow the Commission's policy concerning Information Systems architecture.

The new EUR-Lex will be constructed in a modular way, allowing deploying and testing of the different modules separately.

The system should allow hosting of the web server layer independently from other modules. The Publications Office reserves the right to perform management activities of all modules, regardless of where they will be hosted.

On another hand, software solutions for major parts of EUR-Lex (e.g. Content Management System) should preferably aim at being compliant with software already in use in the European Communities IT Infrastructure (Cf. §.5.1 Production Infrastructure in "Analysis of existing system - Description of the existing system »)

Software	Supported version	Functionalities	Comments
SUN Solaris system	10	Operating system	
BEA WebLogic	9.2 and above	Application Server and Web Server	
Autonomy IDOL		Search Engine	
Documentum Content Server	5.3	WCM	
OpenLDAP	2.2.32	Supported for user authentication to control access to restricted	

11.1 Data Base Requirements

Software	Supported version	Functionalities	Comments
Oracle RDBMS	10.g.r.3 Character set : AL32UTF8	Database	
		XML management	Generic type management: Sys.XMLTYPE.
		Internal management of the style sheets	« xml transform », by use of the XSLT engine supplied by Oracle, or by calling on an external engine (which is technically possible, and to be validated according to the technical and/or performance constraints in Phase II).
		Indexation	Traditional SQL indexation for the identifiers, the dates, etc.
Business Object, Weblogic			Server, SDK, BCA

11.2 Operations

Software	Supported version	Functionalities	Comments
ProFTPd	1.3.0	Supported for uploading web contents to document root	
Unix PERL	5.8.0	Supported for development of CGI scripts.	

11.3 Web oriented standards

Software	Supported version	Functionalities	Comments
Apache	1.3x	Web server platform	It is envisaged to upgrade very soon towards Apache 2.2.x web server
Coldfusion	5.8.0		Including : <ul style="list-style-type: none"> • CFMX 7.0.2 • CFMX 7.0.2 J2EE cluster • JRun4 updat6 • SUN JDK 1.4.2 • DataDirect JDBC 3.5 Build 13 • Limited verity k2 server • Web services • Flex integration • Event Gateway It is envisaged to upgrade very soon towards Coldfusion Version 8
Java J2EE		Development environment.	

12 Annexes

12.1 Content volumes

Currently, the content database includes about 440 000 documents available in many languages versions (3 650 000 texts in total). Each year 12 000 new documents enrich the database.

Sector	2004	2005	2006	2007	2008	Cumulative at 31 December 2008
Treaties	—	781	3	505	742	7 228
Secondary legislation	3 421	3 559	3 402	3 113	3 306	113 364
Consolidated texts	n.a.	3 225	765	1 071	811	11 390
Complementary law	18	21	29	32	38	1 110
External Relations	185	413	363	280	360	7 518
Preparatory Acts Commission	1 411	1 762	2 144	2 488	2 384	30 547
Preparatory Acts Council	60	68	56	26	61	2 025
Preparatory Acts Parliament	1 176	913	290	415	324	17 167
Economic and Social Committee	208	153	181	175	214	1 915
Committee of the Regions	142	72	73	46	62	939
Court of Justice	757	724	807	1 152	3 135 (1)	35 050
Court of Auditors	24	44	42	35	48	710
European Central Bank	13	16	15	13	36	396
National implementing measures	122	—	29	3	113	3 160
Parliamentary questions	1 087	2 816	—	573	—	110 659
EFTA	20	68	95	71	81	802
OJ C Information and Notices	1 023	3 825	3 290	3 891	3 681	44 928
Agencies etc.	65	96	77	100	153	1 909
Corrigenda	555	425	532	677	506	11 402
Total	10 287	18 981	12 193	14 666	13 265	390 817

Figure 13. Documentary units loaded into EUR-Lex

The database is divided into eleven sectors:

Code	Content	Collection	Number of references ⁷
1	Treaties	Treaties	7 228
2	External relations	International agreements	7 526
3	Secondary legislation	Legislation	113 534
4	Supplementary legislation	Legislation	1 111
5	Preparatory acts	Preparatory acts	57 817
6	Case-law	Case law	19 099
7	National measures implementing directives	Legislation	3 170
9	Parliamentary questions	Parliamentary questions	110 659
E	European Free Trade Association documents	Official Journal	29 292
C	Other documents published in the C series of the OJ	Official Journal	802
0	Consolidated documents	NA	11 483

⁷ The references are language independent and may link to many language-specific documents. Measure done on January 29th, 2009.

12.2 Glossary

Term	Definition
CELEX number	The CELEX number is a unique identifier for every document in EUR-Lex.
CERES	CERES (Common Electronic REception System) is the Publications Office System for the reception of documents from the printers, the European Commission and others.
DIGIT	Directorate - General for InformaTic
EU Bookshop	EU Bookshop, the virtual library of the European Union, is kept up-to-date with all new titles; it now contains some 26 000 titles, most of them in several languages, which go back to the 1950s and may be downloaded free-of-charge or ordered by the citizens.
EUR-Lex	EUR-Lex is the central public access point to the European law. Its web user interface, available from the EUROPA website, gives free access to the official legal documents produced by the institutions and bodies of the European Union and of the European Communities, as well as to the European Union related information and acts adopted by national and international institutions and bodies.
Eurovoc	Eurovoc is a multilingual thesaurus covering the fields in which the European Communities are active; it provides a mean of indexing the documents in the documentation systems of the European institutions and of their users.
FORMEX	<p>The FORMEX is an PUBLICATIONS OFFICE's XML format which contains all document metadata, including the text content.</p> <p>FORMEX is the official format of the Publication Office for exchange purposes between computer-based systems.</p> <p>FORMEX maintains the logical structure of the text rather than its physical layout. In particular, it defines the logical mark-up for documents, which are published in the different series of the Official Journal.</p> <p>FORMEX v4 has been introduced officially in the production chain of PUBLICATIONS OFFICE the 1st of May 2004. It is based on the international standard XML (eXtensible Markup Language 1.0 - Second Edition - Review Version - W3C Recommendation 6 October 2000). The main features that are introduced with this new version are the following:</p> <ul style="list-style-type: none"> • Use the XML schema grammar • The character set is Unicode (UTF-8) <p>The latest version of the specification is always available online at http://formex.publications.eu.int/.</p>
LexAlert	LexAlert is a notification application.
N-Lex	N-Lex is a website which allows to search in the national bases of 23 UE countries.
Notice	<p>Bibliographical record.</p> <p>A first incomplete version called Pre-notice is automatically produced by CERES.</p>
Official Journal	The Official Journal of the European Union (OJ) is the only periodical published every working day in all official languages of the European Union (EU). It consists of two related series (L for legislation and C for information and notices) and a supplement (S for public procurement). The C series have also an electronic section, known as the OJ C E, which contains documents published exclusively in an electronic way.
PlanJO	PLAN-JO is an application for monitoring and controlling the production of the Official Journal of the European Union series L and C (OJ L and OJ C).
PreLex	PreLex is an application which displays documents into a historic view: from commission proposal to JO act.
PROCAT	PROCAT is a documentary system containing bibliographical information for all documents published by PUBLICATIONS OFFICE.
TED	TED, the linchpin of European public procurement — which represents 16% of the EU's gross domestic product —, is a continuously expanding service which also benefits from the high multiplying effect of so-called OJ eSenders, who act as collecting agents for public procurement notices, and licence holders, who further disseminate the information on public procurement opportunities.
Textindex	Textindex refers to the plain text extracted from documents and loaded into the EUR-Lex database. It is used for full text indexing, which allows search by terms/words in EUR-Lex.